

Typical 21-Series Construction
Bookcase Assembly

General Specifications - w Shelving

End/Intermediate Panels: All end panels are detailed by product line and are described individually in the "End Panels for Steel Shelving" section of this specification book. All intermediate panels are un-detailed 1" hardwood plywood core with premium grade "A" oak veneer on both faces; exposed edges are banded with 1/8" solid red oak with edges and corners radiused 1/8". All panels permit shelf adjustment on 32mm increments. Intermediate panels are machined on both faces. Threaded 5/16-18 metal inserts are embedded into the top and the bottom of the starter panels to facilitate attachment of the cornice top and toe assembly. Intermediate panels are machined for through bolts.

Note: initial units are specified according to product line; adder units for all wood modular shelving product lines are specified as series 21 and use the same un-detailed intermediate panel.

Cornice Top: The cornice top panel is 3/4" thick oak veneer core with select oak veneer face. The front edge is banded with 1/8" solid red oak. The cornice rail is 1" x 2-1/4" and is inset 1/8" from the front edge. The cornice top is attached with 16 gauge steel 'Z' brackets. Laminate tops are also available. Contact the factory for more details.

Backs: Backs are 1/4" thick MDF. They are standard with all 21-Series (Bookmark & Design Lines) bookcase units.

Toe Assembly: The toe assembly is a 4" high box frame constructed of 1" thick hardwood plywood. The toe assembly is bolted to the end and intermediate panels using 5/16" - 18 machine bolts.

Mobile Toe Assembly: A steel chassis is fit to the inside of the toe assembly. Casters are bolted to the chassis with 1/4" -20 bolts and nylon insert lock nuts and the entire assembly is attached to the end panel with 5/16" -18 machine bolts. The steel chassis provides formed flanges under the toe and end panels for extra support. The casters are 2" diameter, nonlocking. The mobile bookcase sits 1/2" off the floor.

Base Shelf: The base shelf is 3/4" thick engineered wood with select oak veneer face and 1/8" solid red oak front band. It is supported on all four edges by the toe assembly and attached with two screws.

Fixed Shelves: Shelving units 60" and taller use fixed shelves at either end of a run. Mobile units also receive fixed shelves. They are similar to adjustable shelves with standard shelf pins replaced by fixed shelf pins that screw into the standard side panel line holes. Fixed shelves are adjustable.

Adjustable Shelves: The adjustable shelves are 1" oak veneer core with premium grade "A" oak veneer; exposed edges are banded with 1/8" solid red oak with edges and corners radiused 1/8". They are bored in 4 locations on the underside to accept seismically rated shelf pins.

Magazine Display Shelf: The magazine display shelf is 3/4" thick engineered wood with select oak face. The front edge has a solid oak retaining rail. The magazine display shelf pivots on pins which mount between the end and intermediate panels allowing the user to lift the shelf and utilize the storage space behind. The pins are retained with a metal bracket and screws to prevent accidental removal.

Picture Book Display Shelf: The picture book display shelves are 3/4" thick glued up aspen hardwood with a 1-3/4" solid red oak front nosing. The back is 3/4" thick engineered wood with select oak veneer face and 1/8" solid red oak top band. The shelf and back are slotted approximately every 5" to accept wooden dividers. The back is attached to the base of the shelf using screws. They are bored in 4 locations on the underside to accept seismically rated shelf pins. Includes 3 dividers per shelf.

Optional Hardwood Shelves: Optional hardwood shelves are 3/4" thick glued up aspen hardwood with a 1-3/4" solid red oak front nosing. They are bored in 4 locations on the underside to accept systemic rated shelf pins. Additional wood or steel adjustable shelves are available for any of the modular bookcases. See end of each bookcase product line section for part numbers. *To Specify: Remove "V" from part number (i.e. 21-4212).*

Optional Adjustable Steel Shelves: 18 ga. steel shelves have a 1" deep triple bent edge and a 1" tall bookstop lip in the rear. Rear lip accepts optional sliding book support. Slots in the turned down side flanges allow the shelves to mount on 5mm adjustable shelf pins. Shelf pins have a collar that prevents them from being removed without first removing the shelf. Nominal 10" and 12" deep shelving uses 9" or 11" deep shelves respectively. Shelves are finished with a durable powder coat. Standard powder coat color is black unless otherwise specified.

To Specify: Add "SB" to part number (i.e. SB21-4212).

Optional Continuous Canopy Tops: Optional common tops are 1-1/4" thick three ply construction, with a .050" laminate face, engineered wood core and a phenolic backer sheet. The common top is banded on all exposed sides with 1/8" solid red oak. Top is replaced with Box Frame. *To specify add the suffix "-CT"*

Please Specify: Product Number / Finish / Back Panel / Enclose Layout



*All pricing shown is for oak veneer.
Use of Maple or other species may incur an upcharge.

**leveling glides are optional. We pre-drill hole locations in all end and intermediate panels to accept leveling glides as a standard manufacturing procedure. If leveling glides are required, you must order the glides separately.*



21-Series – Bookmark

Shelving





| Single Faced Standard Units | | | Oak | | Maple | |
|---|----------------------------|------|--------------|------------|--------------|------------|
| 30" High | Description | Wgt. | Model Number | List Price | Model Number | List Price |
|   | 30"H X 37"W X 8"D Initial | 38 | V21-3008 | \$913 | V21-3008M | \$1,001 |
| | 30"H X 36"W X 8"D Adder | 33 | V21-3008A | \$774 | V21-3008AM | \$849 |
| | 30"H X 37"W X 10"D Initial | 43 | V21-3010 | \$1,065 | V21-3010M | \$1,167 |
| | 30"H X 36"W X 10"D Adder | 37 | V21-3010A | \$880 | V21-3010AM | \$969 |
| | 30"H X 37"W X 12"D Initial | 49 | V21-3012 | \$1,107 | V21-3012M | \$1,215 |
| | 30"H X 36"W X 12"D Adder | 42 | V21-3012A | \$1,107 | V21-3012AM | \$1,023 |

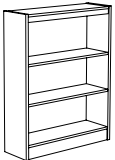
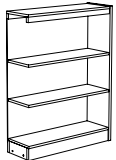
30" High single sided shelving has a select wood top and one adjustable shelf. Includes 1/4" matching wood back.

| 36" High | Description | Wgt. | Model Number | List Price | Model Number | List Price |
|---|----------------------------|------|--------------|------------|--------------|------------|
|   | 36"H X 37"W X 8"D Initial | 43 | V21-3608 | \$1,038 | V21-3608M | \$1,144 |
| | 36"H X 36"W X 8"D Adder | 37 | V21-3608A | \$880 | V21-3608AM | \$969 |
| | 36"H X 37"W X 10"D Initial | 49 | V21-3610 | \$1,215 | V21-3610M | \$1,336 |
| | 36"H X 36"W X 10"D Adder | 42 | V21-3610A | \$1,002 | V21-3610AM | \$1,104 |
| | 36"H X 37"W X 12"D Initial | 56 | V21-3612 | \$1,273 | V21-3612M | \$1,578 |
| | 36"H X 36"W X 12"D Adder | 48 | V21-3612A | \$1,055 | V21-3612AM | \$1,301 |



36" High single sided shelving has a select wood top and one adjustable shelf. Includes 1/4" matching wood back.

| 42" High | Description | Wgt. | Model Number | List Price | Model Number | List Price |
|---|----------------------------|------|--------------|------------|---------------|------------|
|   | 42"H X 37"W X 8"D Initial | 47 | V21-4208 | \$1,167 | V21-4208M | \$1,286 |
| | 42"H X 36"W X 8"D Adder | 41 | V21-4208A | \$988 | V21-4208AM | \$1,085 |
| | 42"H X 37"W X 10"D Initial | 55 | V21-4210 | \$1,365 | V21-4210M | \$1,500 |
| | 42"H X 36"W X 10"D Adder | 47 | V21-4210A | \$1,124 | V21-4210AM | \$1,238 |
| | 42"H X 37"W X 12"D Initial | 62 | V21-4212 | \$1,437 | V21-4212M | \$1,578 |
| | 42"H X 36"W X 12"D Adder | 53 | V21-4212A | \$1,184 | V21-4212AM | \$1,301 |
| | 42"H X 37"W X 16"D Initial | 77 | V21-4216-SF | \$1,506 | V21-4216M-SF | \$1,654 |
| | 42"H X 36"W X 16"D Adder | 64 | V21-4216A-SF | \$1,247 | V21-4216AM-SF | \$1,373 |

42" High single sided shelving has a wood top and two adjustable shelves. Includes 1/4" matching wood back.

| 48" High | Description | Wgt. | Model Number | List Price | Model Number | List Price |
|---|----------------------------|------|--------------|------------|---------------|------------|
|   | 48"H X 37"W X 8"D Initial | 50 | V21-4808 | \$1,224 | V21-4808M | \$1,348 |
| | 48"H X 36"W X 8"D Adder | 43 | V21-4808A | \$1,033 | V21-4808AM | \$1,139 |
| | 48"H X 37"W X 10"D Initial | 59 | V21-4810 | \$1,428 | V21-4810M | \$1,568 |
| | 48"H X 36"W X 10"D Adder | 49 | V21-4810A | \$1,180 | V21-4810AM | \$1,298 |
| | 48"H X 37"W X 12"D Initial | 66 | V21-4812 | \$1,506 | V21-4812M | \$1,654 |
| | 48"H X 36"W X 12"D Adder | 56 | V21-4812A | \$1,247 | V21-4812AM | \$1,373 |
| | 48"H X 37"W X 16"D Initial | 82 | V21-4816-SF | \$1,585 | V21-4816M-SF | \$1,742 |
| | 48"H X 36"W X 16"D Adder | 67 | V21-4816A-SF | \$1,313 | V21-4816AM-SF | \$1,440 |

48" High single sided shelving has a wood top and two adjustable shelves. Includes 1/4" matching wood back.

| 60" High | Description | Wgt. | Model Number | List Price | Model Number | List Price |
|---|----------------------------|------|--------------|------------|---------------|------------|
|   | 60"H X 37"W X 8"D Initial | 59 | V21-6008 | \$1,596 | V21-6008M | \$1,754 |
| | 60"H X 36"W X 8"D Adder | 50 | V21-6008A | \$1,350 | V21-6008AM | \$1,481 |
| | 60"H X 37"W X 10"D Initial | 69 | V21-6010 | \$1,848 | V21-6010M | \$2,033 |
| | 60"H X 36"W X 10"D Adder | 58 | V21-6010A | \$1,543 | V21-6010AM | \$1,698 |
| | 60"H X 37"W X 12"D Initial | 79 | V21-6012 | \$1,970 | V21-6012M | \$2,167 |
| | 60"H X 36"W X 12"D Adder | 65 | V21-6012A | \$1,651 | V21-6012AM | \$1,813 |
| | 60"H X 37"W X 16"D Initial | 98 | V21-6016-SF | \$2,092 | V21-6016M-SF | \$2,297 |
| | 60"H X 36"W X 16"D Adder | 80 | V21-6016A-SF | \$1,754 | V21-6016AM-SF | \$1,931 |

60" High single sided shelving has a wood top and three adjustable shelves. Includes 1/4" matching wood back.


* Steel shelves may be specified for most wood bookcases.
Replace "V" in the model with "SB" (i.e. SB21-4220).

Prices and specifications subject to change without notice

P-BOOKMARKSHELVING-251124

21-Series – Bookmark

Shelving



| Single Faced Standard Units | | | Oak | | Maple | |
|-----------------------------|----------------------------|------|--------------|------------|---------------|------------|
| 72" High | Description | Wgt. | Model Number | List Price | Model Number | List Price |
| | 72"H X 37"W X 8"D Initial | 72 | V21-7208 | \$1,972 | V21-7208M | \$2,171 |
| | 72"H X 36"W X 8"D Adder | 59 | V21-7208A | \$1,568 | V21-7208AM | \$1,727 |
| | 72"H X 37"W X 10"D Initial | 84 | V21-7210 | \$2,140 | V21-7210M | \$2,351 |
| | 72"H X 36"W X 10"D Adder | 68 | V21-7210A | \$1,727 | V21-7210AM | \$1,898 |
| | 72"H X 37"W X 12"D Initial | 97 | V21-7212 | \$2,275 | V21-7212M | \$2,505 |
| | 72"H X 36"W X 12"D Adder | 78 | V21-7212A | \$1,841 | V21-7212AM | \$2,023 |
| | 72"H X 37"W X 16"D Initial | 121 | V21-7216-SF | \$2,411 | V21-7216M-SF | \$2,649 |
| | 72"H X 36"W X 16"D Adder | 95 | V21-7216A-SF | \$1,952 | V21-7216AM-SF | \$2,146 |

72" High single sided shelving has a wood top and four adjustable shelves. Includes 1/4" matching wood back.

| 84" High | Description | Wgt. | Model Number | List Price | Model Number | List Price |
|----------|----------------------------|------|--------------|------------|---------------|------------|
| | 84"H X 37"W X 8"D Initial | 79 | V21-8408 | \$2,108 | V21-8408M | \$2,317 |
| | 84"H X 36"W X 8"D Adder | 66 | V21-8408A | \$1,872 | V21-8408AM | \$1,872 |
| | 84"H X 37"W X 10"D Initial | 92 | V21-8410 | \$2,287 | V21-8410M | \$2,514 |
| | 84"H X 36"W X 10"D Adder | 76 | V21-8410A | \$1,872 | V21-8410AM | \$2,059 |
| | 84"H X 37"W X 12"D Initial | 106 | V21-8412 | \$2,436 | V21-8412M | \$2,677 |
| | 84"H X 36"W X 12"D Adder | 87 | V21-8412A | \$1,995 | V21-8412AM | \$2,196 |
| | 84"H X 37"W X 16"D Initial | 133 | V21-8416-SF | \$2,582 | V21-8416M-SF | \$2,836 |
| | 84"H X 36"W X 16"D Adder | 107 | V21-8416A-SF | \$2,122 | V21-8416AM-SF | \$2,336 |

84" High single sided shelving has an inverted wood cornice top and five adjustable shelves. Includes 1/4" matching wood back.

| 90" High | Description | Wgt. | Model Number | List Price | Model Number | List Price |
|----------|----------------------------|------|--------------|------------|--------------|------------|
| | 90"H X 37"W X 12"D Initial | 115 | V21-9012 | \$2,628 | V21-9012M | \$2,743 |
| | 90"H X 36"W X 12"D Adder | 95 | V21-9012A | \$2,172 | V21-9012AM | \$2,387 |

90" High single sided shelving has an inverted wood cornice top and six adjustable shelves. Includes 1/4" matching wood back.

| Double Faced Standard Units | | | Oak | | Maple | |
|-----------------------------|----------------------------|------|--------------|------------|--------------|------------|
| 30" High | Description | Wgt. | Model Number | List Price | Model Number | List Price |
| | 30"H X 36"W X 20"D Initial | 79 | V21-3020 | \$1,753 | V21-3020M | \$1,929 |
| | 30"H X 36"W X 20"D Adder | 68 | V21-3020A | \$1,452 | V21-3020AM | \$1,593 |
| | 30"H X 37"W X 24"D Initial | 90 | V21-3024 | \$1,860 | V21-3024M | \$2,043 |
| | 30"H X 36"W X 24"D Adder | 76 | V21-3024A | \$1,538 | V21-3024AM | \$1,691 |

30" High double sided shelving has a wood top and two adjustable shelves. Includes 1/4" matching wood back.

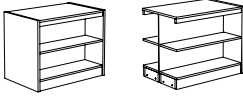
| 30" High Mobile Units | Description | Wgt. | Model Number | List Price | Model Number | List Price |
|-----------------------|-----------------------------------|------|---------------|------------|----------------|------------|
| | 30"H X 37"W X 20"D Initial Mobile | 91 | V21-3020-MOB | \$2,090 | V21-3020M-MOB | \$2,295 |
| | 30"H X 36"W X 20"D Adder Mobile | 80 | V21-3020A-MOB | \$1,752 | V21-3020AM-MOB | \$2,026 |
| | 30"H X 37"W X 24"D Mobile | 102 | V21-3024-MOB | \$2,199 | V21-3024M-MOB | \$2,414 |
| | 30"H X 36"W X 20"D Adder Mobile | 88 | V21-3024A-MOB | \$1,839 | V21-3024AM-MOB | \$2,119 |

* Steel shelves may be specified for most wood bookcases.
Replace "V" in the model with "SB" (i.e. SB21-4220).

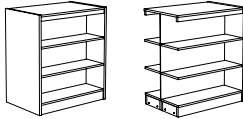
21-Series – Bookmark

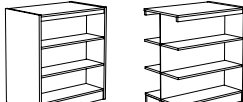
Shelving



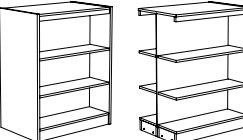
| Double Faced Standard Units | | | Oak | | Maple | |
|---|----------------------------|------|--------------|------------|--------------|------------|
| 36" High | Description | Wgt. | Model Number | List Price | Model Number | List Price |
|  | 36"H X 36"W X 20"D Initial | 90 | V21-3620 | \$2,012 | V21-3620M | \$2,494 |
| | 36"H X 36"W X 20"D Adder | 76 | V21-3620A | \$1,649 | V21-3620AM | \$2,041 |
| | 36"H X 37"W X 24"D Initial | 103 | V21-3624 | \$2,139 | V21-3624M | \$2,653 |
| | 36"H X 36"W X 24"D Adder | 86 | V21-3624A | \$1,758 | V21-3624AM | \$2,175 |

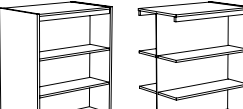
36" High double sided shelving has a wood top and two adjustable shelves. Includes 1/4" matching wood back.

| 36" High Mobile Units | Description | Wgt. | Model Number | List Price | Model Number | List Price |
|---|-----------------------------------|------|---------------|------------|----------------|------------|
|  | 36"H X 37"W X 20"D Initial Mobile | 102 | V21-3620-MOB | \$2,348 | V21-3620M-MOB | \$2,348 |
| | 36"H X 36"W X 20"D Adder Mobile | 88 | V21-3620A-MOB | \$1,947 | V21-3620AM-MOB | \$1,947 |
| | 36"H X 37"W X 24"D Mobile | 115 | V21-3624-MOB | \$2,475 | V21-3624M-MOB | \$2,927 |
| | 36"H X 36"W X 20"D Adder Mobile | 98 | V21-3624A-MOB | \$2,060 | V21-3624AM-MOB | \$2,436 |

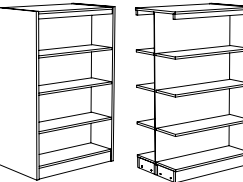
| 42" High | Description | Wgt. | Model Number | List Price | Model Number | List Price |
|---|----------------------------|------|--------------|------------|--------------|------------|
|  | 42"H X 37"W X 20"D Initial | 100 | V21-4220 | \$2,268 | V21-4220M | \$2,496 |
| | 42"H X 36"W X 20"D Adder | 84 | V21-4220A | \$1,846 | V21-4220AM | \$2,031 |
| | 42"H X 37"W X 24"D Initial | 115 | V21-4224 | \$2,414 | V21-4224M | \$2,653 |
| | 42"H X 36"W X 24"D Adder | 96 | V21-4224A | \$1,980 | V21-4224AM | \$2,175 |

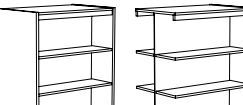
42" High double sided shelving has a wood top and four adjustable shelves. Includes 1/4" matching wood back.

| 42" High Mobile Units | Description | Wgt. | Model Number | List Price | Model Number | List Price |
|---|-----------------------------------|------|---------------|------------|----------------|------------|
|  | 42"H X 37"W X 20"D Initial Mobile | 112 | V21-4220-MOB | \$2,605 | V21-4220M-MOB | \$2,496 |
| | 42"H X 36"W X 20"D Adder Mobile | 96 | V21-4220A-MOB | \$2,145 | V21-4220AM-MOB | \$2,457 |
| | 42"H X 37"W X 24"D Initial Mobile | 127 | V21-4224-MOB | \$2,752 | V21-4224M-MOB | \$3,026 |
| | 42"H X 36"W X 24"D Adder Mobile | 108 | V21-4224A-MOB | \$2,275 | V21-4224AM-MOB | \$2,602 |

| 48" High | Description | Wgt. | Model Number | List Price | Model Number | List Price |
|---|----------------------------|------|--------------|------------|--------------|------------|
|  | 48"H X 37"W X 20"D Initial | 105 | V21-4820 | \$2,386 | V21-4820M | \$2,623 |
| | 48"H X 36"W X 20"D Adder | 86 | V21-4820A | \$1,936 | V21-4820AM | \$2,128 |
| | 48"H X 37"W X 24"D Initial | 121 | V21-4824 | \$2,537 | V21-4824M | \$2,787 |
| | 48"H X 36"W X 24"D Adder | 99 | V21-4824A | \$2,076 | V21-4824AM | \$2,287 |

48" High double sided shelving has a wood top and four adjustable shelves. Includes 1/4" matching wood back.

| 48" High Mobile Units | Description | Wgt. | Model Number | List Price | Model Number | List Price |
|---|-----------------------------------|------|---------------|------------|----------------|------------|
|  | 48"H X 37"W X 20"D Initial Mobile | 117 | V21-4820-MOB | \$2,740 | V21-4820M-MOB | \$3,009 |
| | 48"H X 36"W X 20"D Adder Mobile | 98 | V21-4820A-MOB | \$2,236 | V21-4820AM-MOB | \$2,468 |
| | 48"H X 37"W X 24"D Initial Mobile | 133 | V21-4824-MOB | \$2,892 | V21-4824M-MOB | \$3,181 |
| | 48"H X 36"W X 24"D Adder Mobile | 111 | V21-4824A-MOB | \$2,379 | V21-4824AM-MOB | \$2,541 |

| 60" High | Description | Wgt. | Model Number | List Price | Model Number | List Price |
|---|----------------------------|------|--------------|------------|--------------|------------|
|  | 60"H X 37"W X 20"D Initial | 125 | V21-6020 | \$3,098 | V21-6020M | \$3,404 |
| | 60"H X 36"W X 20"D Adder | 102 | V21-6020A | \$2,568 | V21-6020AM | \$2,824 |
| | 60"H X 37"W X 24"D Initial | 144 | V21-6024 | \$3,322 | V21-6024M | \$3,653 |
| | 60"H X 36"W X 24"D Adder | 117 | V21-6024A | \$2,760 | V21-6024AM | \$3,039 |

60" High double sided shelving has a wood top and six adjustable shelves. Includes 1/4" matching wood back.

* Steel shelves may be specified for most wood bookcases.
Replace "V" in the model with "SB" (i.e. SB21-4220).

Prices and specifications subject to change without notice

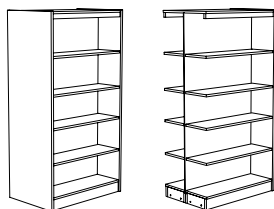
P-BOOKMARKSHELVING-251124

21-Series – Bookmark

Shelving



| Double Faced Standard Units | | | Oak | | Maple | |
|-----------------------------|----------------------------|------|--------------|------------|--------------|------------|
| 72" High | Description | Wgt. | Model Number | List Price | Model Number | List Price |
| | 72"H X 37"W X 20"D Initial | 151 | V21-7220 | \$3,690 | V21-7220M | \$4,053 |
| | 72"H X 36"W X 20"D Adder | 119 | V21-7220A | \$2,918 | V21-7220AM | \$3,207 |
| | 72"H X 37"W X 24"D Initial | 176 | V21-7224 | \$3,941 | V21-7224M | \$4,337 |
| | 72"H X 36"W X 24"D Adder | 138 | V21-7224A | \$3,145 | V21-7224AM | \$3,460 |



72" High double sided shelving has a wood top and eight adjustable shelves. Includes 1/4" matching wood back.

| 84" High | Description | Wgt. | Model Number | List Price | Model Number | List Price |
|----------|----------------------------|------|--------------|------------|--------------|------------|
| | 84"H X 37"W X 20"D Initial | 167 | V21-8420 | \$3,979 | V21-8420M | \$4,374 |
| | 84"H X 36"W X 20"D Adder | 135 | V21-8420A | \$3,208 | V21-8420AM | \$3,528 |
| | 84"H X 37"W X 24"D Initial | 194 | V21-8424 | \$4,254 | V21-8424M | \$4,679 |
| | 84"H X 36"W X 24"D Adder | 156 | V21-8424A | \$3,457 | V21-8424AM | \$3,802 |



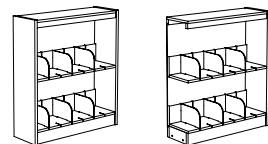
84" High double sided shelving has an inverted wood cornice top and ten adjustable shelves. Includes 1/4" matching wood back.

| 90" High | Description | Wgt. | Model Number | List Price | Model Number | List Price |
|----------|----------------------------|------|--------------|------------|--------------|------------|
| | 90"H X 37"W X 24"D Initial | 212 | 21-9024 | \$3,658 | 21-9024M | \$4,896 |
| | 90"H X 36"W X 24"D Adder | 172 | 21-9024A | \$3,310 | 21-9024AM | \$3,994 |



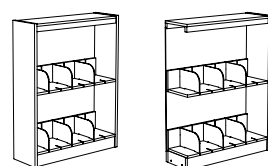
90" High double sided shelving has an inverted wood cornice top and twelve adjustable shelves. Includes 1/4" matching wood back.

| Single Faced Picture Book Units | | | Oak | | Maple | |
|---------------------------------|----------------------------|------|--------------|------------|--------------|------------|
| 42" High | Description | Wgt. | Model Number | List Price | Model Number | List Price |
| | 42"H X 37"W X 12"D Initial | 72 | V21-4212P | \$1,653 | V21-4212PM | \$1,817 |
| | 42"H X 36"W X 12"D Adder | 63 | V21-4212PA | \$1,408 | V21-4212PAM | \$1,548 |



42" High single sided shelving has a wood top, one adjustable picture book shelf and one base picture book shelf. Includes 1/4" matching wood back.


| 48" High | Description | Wgt. | Model Number | List Price | Model Number | List Price |
|----------|----------------------------|------|--------------|------------|--------------|------------|
| | 48"H X 37"W X 12"D Initial | 75 | V21-4812P | \$1,728 | V21-4812PM | \$1,901 |
| | 48"H X 36"W X 12"D Adder | 64 | V21-4812PA | \$1,471 | V21-4812PAM | \$1,617 |

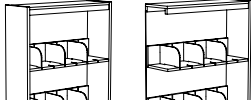


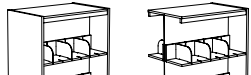
48" High single sided shelving has a wood top, one adjustable picture book shelf and one base picture book shelf. Includes 1/4" matching wood back.

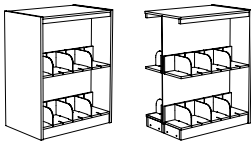
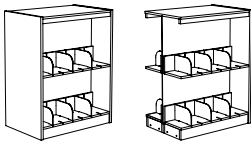
21-Series – Bookmark

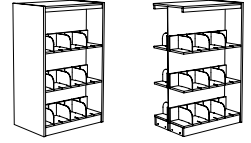
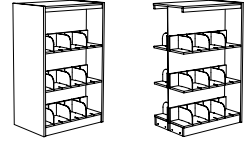
Shelving



| Single Faced Picture Book Units | | | Oak | | Maple | |
|---|----------------------------|------|--------------|------------|--------------|------------|
| 60" High | Description | Wgt. | Model Number | List Price | Model Number | List Price |
|  | 60"H X 37"W X 12"D Initial | 94 | V21-6012P | \$2,299 | V21-6012PM | \$2,531 |
| | 60"H X 36"W X 12"D Adder | 80 | V21-6012PA | \$1,982 | V21-6012PAM | \$2,178 |
| <i>60" High double sided shelving has a wood top, two adjustable picture book shelves and one base picture book shelf per side. Includes 1/4" matching wood back.</i> | | | | | | |

| Double Faced Picture Book Units | | | Oak | | Maple | |
|---|----------------------------|------|--------------|------------|--------------|------------|
| 42" High | Description | Wgt. | Model Number | List Price | Model Number | List Price |
|  | 42"H X 37"W X 24"D Initial | 134 | V21-4224P | \$2,852 | V21-4224PM | \$3,138 |
| | 42"H X 36"W X 24"D Adder | 115 | V21-4224PA | \$2,416 | V21-4224PAM | \$2,537 |
| <i>42" High double sided shelving has a wood top, one adjustable picture book shelf and one base picture book shelf per side. Includes 1/4" matching wood back.</i> | | | | | | |

| 42" High Mobile Unit | Description | Wgt. | Model Number | List Price | Model Number | List Price |
|--|-----------------------------------|------|----------------|------------|-----------------|------------|
|  | 42"H X 37"W X 24"D Initial Mobile | 146 | V21-4224P-MOB | \$3,326 | V21-4224PM-MOB | \$3,658 |
| | 42"H X 36"W X 24"D Adder Mobile | 127 | V21-4224PA-MOB | \$2,715 | V21-4224PAM-MOB | \$3,310 |
| 48" High | Description | Wgt. | Model Number | List Price | Model Number | List Price |
|  | 48"H X 37"W X 24"D Initial | 140 | V21-4824P | \$2,971 | V21-4824PM | \$3,272 |
| | 48"H X 36"W X 24"D Adder | 118 | V21-4824PA | \$2,518 | V21-4824PAM | \$2,769 |

| 48" High Mobile Unit | Description | Wgt. | Model Number | List Price | Model Number | List Price |
|---|-----------------------------------|------|----------------|------------|-----------------|------------|
|  | 48"H X 37"W X 24"D Initial Mobile | 152 | V21-4824P-MOB | \$3,330 | V21-4824PM-MOB | \$3,662 |
| | 48"H X 36"W X 24"D Adder Mobile | 130 | V21-4824PA-MOB | \$2,818 | V21-4824PAM-MOB | \$3,251 |
| 60" High | Description | Wgt. | Model Number | List Price | Model Number | List Price |
|  | 60"H X 37"W X 24"D Initial | 174 | 21-6024P | \$3,658 | 21-6024PM | \$4,288 |
| | 60"H X 36"W X 24"D Adder | 147 | 21-6024PA | \$3,310 | 21-6024PAM | \$3,686 |

60" High single sided shelving has a wood top, two adjustable picture book shelves and one base picture book shelf. Includes 1/4" matching wood back.

| Set Up Charges and Upcharges for Non-Standard and Custom Finishes | | |
|---|--|------------|
| Model Number | Description | List Price |
| Group 2 Powder Coat | Set up charge, per color, per order, for Group 2 Powder Coat | \$361 |
| Non-Standard PVC | Upcharge, per color, per order, for non-standard PVC | \$947 |
| Custom Finish | Upcharge for custom stain finish | \$701 |
| Non-Standard Stain | Upcharge for non-standard stains already matched | \$304 |
| Sprayon Finish | Upcharge, per color, per order, for Sprayon finish | \$361 |

21-Series – Bookmark

Shelving



| Standard Individual Adjustable Shelves | | | |
|--|--|------|------------|
| Wood Bookcase | | | |
| Model Number | Description | Wgt. | List Price |
| V21-08SH-S | 8"D X 34-15/16"W Veneer Core Wood Bookcase Shelf | 6 | \$133 |
| V21-10SH-S | 10"D X 34-15/16"W Veneer Core Wood Bookcase Shelf | 7 | \$143 |
| V21-12SH-S | 12"D X 34-15/16"W Veneer Core Wood Bookcase Shelf | 8 | \$151 |
| V21-16SH-S | 16"D X 34-15/16"W Veneer Core Wood Bookcase Shelf | 11 | \$167 |
| Steel Bookcase | | | |
| Model Number | Description | Wgt. | List Price |
| SB321-08SH | 8"D X 34-15/16"W Flat Steel Bookcase Shelf | 7 | \$149 |
| SB321-10SH | 10"D X 34-15/16"W Flat Steel Bookcase Shelf | 9 | \$149 |
| SB321-12SH | 12"D X 34-15/16"W Flat Steel Bookcase Shelf | 10 | \$163 |
| Magazine Display | | | |
| Model Number | Description | Wgt. | List Price |
| S21-12SH-MAG | Standard Steel Pivoting Magazine Shelf | 11 | \$222 |
| Picture Book | | | |
| Model Number | Description | Wgt. | List Price |
| V21-12SH-PB | Standard Wood Picture Book Shelf | 15 | \$290 |
| S321-12SH-PB | Standard Steel Picture Book Shelf | 16 | \$324 |
| V11-12SH-PB-DIV | Standard Wood Picture Book Divider | 0.5 | \$29 |
| S321-12SH-PB-DIV | Standard Steel Picture Book Divider | 0.5 | \$29 |
| Browser Bins | | | |
| Model Number | Description | Wgt. | List Price |
| S321-12SH-BB | 12" 31, 21, 11 Series Steel Browser Bins shelf | | \$317 |
| Sliding Book Support | | | |
| Model Number | Description | Wgt. | List Price |
| 21-BS10 | 10"L x 4:H Sliding Book Support for standard steel shelves | 0.5 | \$41 |