

General Specifications

Worksurface / Side Shelf: Worksurface and Side Shelf are 1-1/4" thick, three ply engineered wood construction with .050" high pressure laminate and a phenolic backer sheet. Worksurface and Side shelf are banded with 3mm PVC. Worksurface is 18"D x 38-3/8"W. Exposed corner has a 3" radius. Side Shelf is 10"D x 23"W. Exposed corner has a 3" radius. Worksurface and Side Shelf are attached with M6 x 1mm x 10mm pan head truss screws to the side and back panels with (4) steel Z brackets that are located in dado in underside of top. Worksurface includes (1) 80mm grommet and wire management channel.

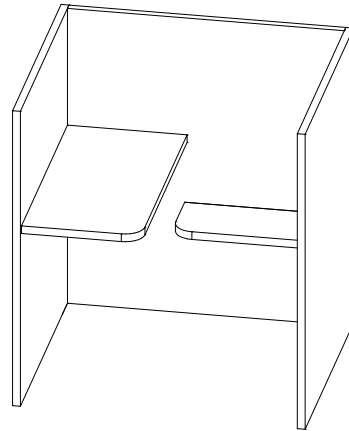
Back Panels: Panels are 1-1/4" thick, three ply engineered wood construction with .050" high pressure laminate on both sides. Back panels are 1-1/4" thick x 41-5/8"D x 48"H. Panels are banded with 3mm PVC on the top and bottom edge and have embedded threaded metal inserts to accept machine threaded connecting hardware for metal-to-metal fastener contact.

End / Intermediate Panels: Panels are 1-1/4" thick, three ply engineered wood construction with .050" high pressure laminate on both sides. Side/intermediate panels are 1-1/4" thick x 38"D x 48"H. Panels are banded with 3mm PVC on all edges and have embedded threaded metal inserts to accept machine threaded connecting hardware for metal-to-metal fastener contact. Each side/intermediate panel is equipped with two adjustable leveling glides with nylon feet.

Worksurface Height: The standard height is 29".

Side Shelf Height: The standard height is 16".

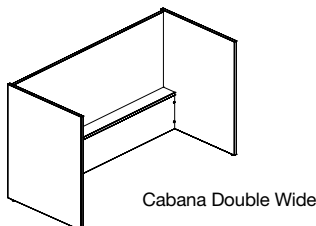
Modular Design: Carrels may be assembled in starter/adder configuration. Adder units are similar to initial units but substitute one intermediate panel for two end panels.



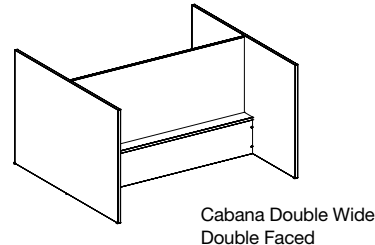
Please note: Seating and optional double hook is not included.

Cabana Privacy Cubicle Right			
High Pressure laminate, PVC Edgebanding			
Model Number	Description	Wt	List Price
CAB-C3844LR	Cabana Privacy Cubicle, 38"D x 44"W x 48"H, Right Facing, Starter	250	\$3,073
CAB-C3844LRA	Cabana Privacy Cubicle, 38"D x 43"W x 48"H, Right Facing, Adder	171	\$2,263
Cabana Privacy Cubicle Left			
CAB-C3844LL	Cabana Privacy Cubicle, 38"D x 44"W x 48"H, Left Facing, Starter	250	\$3,073
CAB-C3844LLA	Cabana Privacy Cubicle, 38"D x 43"W x 48"H, Left Facing, Adder	171	\$2,263
Double-Wide Cabana Privacy Cubicle			
CAB-C3884L	Cabana Double-wide Privacy Cubicle, 38"D x 84"W x 48"H, Starter		\$5,070
CAB-C3884LA	Cabana Double-wide Privacy Cubicle, 38"D x 83"W x 48"H, Adder		\$3,733
Double Faced, Double-Wide Cabana Privacy Cubicle			
CAB-C3884DFL	Cabana Double-Faced, Double-wide Privacy Cubicle, 38"D x 84"W x 48"H, Starter		\$6,144
CAB-C3884DFLA	Cabana Double-Faced, Double-wide Privacy Cubicle, 38"D x 83"W x 48"H, Adder		\$5,070

Set Up Charges and Upcharges for Non-Standard and Custom Finishes		
Model Number	Description	List Price
Non-Standard PVC	Upcharge, per color, per order, for non-standard PVC	\$947



Cabana Double Wide



Cabana Double Wide Double Faced

Required to order: Model # including:

- HPL selections
- PVC edgeband selections

CABANA ZIGZAG CUBICLE

Privacy

General Specifications

Worksurface / Side Shelf: Worksurface and Side Shelf are 1-1/4" thick, three ply engineered wood construction with .050" high pressure laminate and a phenolic backer sheet. Worksurface and Side shelf are banded with 3mm PVC. Worksurface is 18"D x 38-3/8"W. Exposed corner has a 3" radius. Side Shelf is 10"D x 23"W. Exposed corner has a 3" radius. Worksurface and Side Shelf are attached with M6 x 1mm x 10mm pan head truss screws to the side and back panels with (4) steel Z brackets that are located in dado in underside of top. Worksurface includes (1) 80mm grommet and wire management channel.

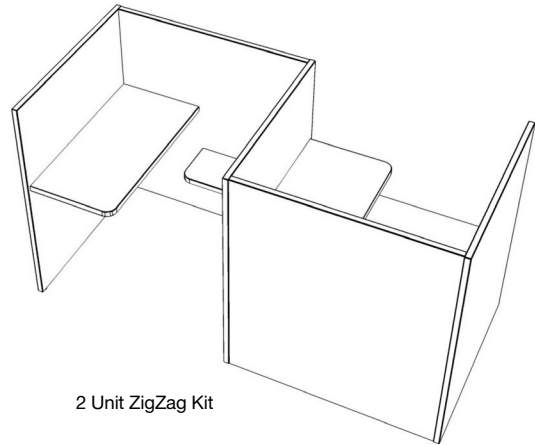
Back Panels: Panels are 1-1/4" thick, three ply engineered wood construction with .050" high pressure laminate on both sides. Back panels are 1-1/4" thick x 41-5/8"D x 48"H. Panels are banded with 3mm PVC on the top and bottom edge and have embedded threaded metal inserts to accept machine threaded connecting hardware for metal-to-metal fastener contact.

End / Intermediate Panels: Panels are 1-1/4" thick, three ply engineered wood construction with .050" high pressure laminate on both sides. Side/intermediate panels are 1-1/4" thick x 38"D x 48"H. Panels are banded with 3mm PVC on all edges and have embedded threaded metal inserts to accept machine threaded connecting hardware for metal-to-metal fastener contact. Each side/intermediate panel is equipped with two adjustable leveling glides with nylon feet.

Worksurface Height: The standard height is 29".

Side Shelf Height: The standard height is 16".

ZigZag Design Cubicles are assembled in alternating left and right runs in groups of 2, 3, 4, and 5



2 Unit ZigZag Kit

Please note: Seating and optional double hook is not included.

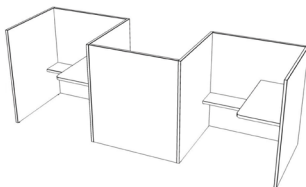
Zig Zag Cabana Privacy Cubicle Kits

High Pressure laminate, PVC Edgebanding

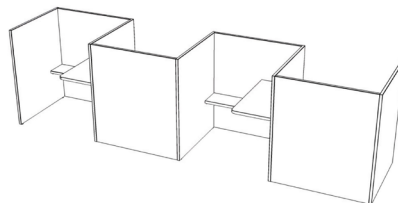
Model Number	Description	Wt	List Price
CAB-Z2-C3844L	Cabana 2 unit Zig-Zag group, 38"D x 86-3/4"W x 48"H		\$5,285
CAB-Z3-C3844L	Cabana 3 unit Zig-Zag group, 38"D x 129-5/8"W x 48"H		\$7,604
CAB-Z4-C3844L	Cabana 4 unit Zig-Zag group, 38"D x 172-1/2"W x 48"H		\$9,767
CAB-Z5-C3844L	Cabana 5 unit Zig-Zag group, 38"D x 215-1/4"W x 48"H		\$12,008

Set Up Charges and Upcharges for Non-Standard and Custom Finishes

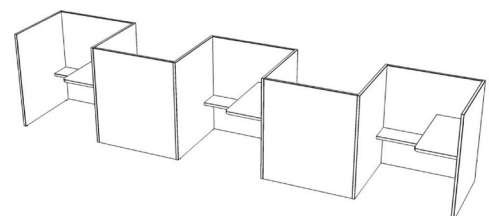
Model Number	Description	List Price
Non-Standard PVC	Upcharge, per color, per order, for non-standard PVC	\$947



3 Unit ZigZag Kit



4 Unit ZigZag Kit



5 Unit ZigZag Kit