

## General Specifications

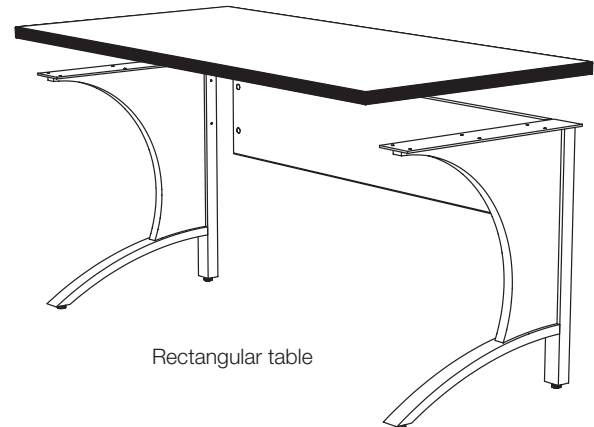
**Table Top:** Table tops are 1-1/4" thick, three-ply 45# particleboard construction with .050" high-pressure laminate top surface and a .030" phenolic backer. Square corners on banded tops have a 1/8" radius.

**Steel End Frames:** Are weldments consisting of a 14 gauge 1-1/2"x2" steel tubing vertical leg, a curved 1"x2" steel tube leg, and a 1/4" thick x 4"W steel mounting plate. Legs are fitted with adjustable glides. The weldment has a shaped 1-3/16" thick wood panel mounted within it for both structure and appearance.

**Modesty Panels:** Modesty Panels are required for structure and are available in either wood or steel. Modesty is 3/4" thick veneered panel with embedded steel inserts. Modesty panels are attached with threaded metal fasteners to end frames with threaded wood fasteners to the underside of the work surface.

Modesty panels for 29"H rectangular tables are 11"H. Full-height modesty panels are provided for 36"H, 42"H Cirrus tables and all Cirrus Curve Tables.

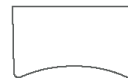
**Finish:** See mediatechnologies Finish and Color Guide for choices.



Rectangular table



Rectangular Tables with Laminate Modesty Panel				
Model Number	Description	Wgt.	List Price	
3mm PVC Edges				
CS-C2436L-29-SHM	24"D x 36"L x 29"H	64	\$2,011	
CS-C2442L-29-SHM	24"D x 42"L x 29"H	70	\$2,091	
CS-C2448L-29-SHM	24"D x 48"L x 29"H	76	\$2,135	
CS-C2460L-29-SHM	24"D x 60"L x 29"H	83	\$2,245	
CS-C2472L-29-SHM	24"D x 72"L x 29"H	100	\$2,366	
CS-C2436L-36-FHM	24"D x 36"L x 36"H		\$2,122	
CS-C2442L-36-FHM	24"D x 42"L x 36"H		\$2,235	
CS-C2448L-36-FHM	24"D x 48"L x 36"H		\$2,346	
CS-C2460L-36-FHM	24"D x 60"L x 36"H		\$2,458	
CS-C2472L-36-FHM	24"D x 72"L x 36"H		\$2,522	
CS-C2436L-42-FHM	24"D x 36"L x 42"H		\$2,156	
CS-C2442L-42-FHM	24"D x 42"L x 42"H		\$2,268	
CS-C2448L-42-FHM	24"D x 48"L x 42"H		\$2,379	
CS-C2460L-42-FHM	24"D x 60"L x 42"H		\$2,544	
CS-C2472L-42-FHM	24"D x 72"L x 42"H		\$2,691	
CS-C3036L-29-SHM	30"D x 36"L x 29"H	70	\$2,049	
CS-C3042L-29-SHM	30"D x 42"L x 29"H	76	\$2,186	
CS-C3048L-29-SHM	30"D x 48"L x 29"H	83	\$2,186	
CS-C3060L-29-SHM	30"D x 60"L x 29"H	90	\$2,309	
CS-C3072L-29-SHM	30"D x 72"L x 29"H	112	\$2,453	
CS-C3036L-36-FHM	30"D x 36"L x 36"H		\$2,235	
CS-C3042L-36-FHM	30"D x 42"L x 36"H		\$2,346	
CS-C3048L-36-FHM	30"D x 48"L x 36"H		\$2,458	
CS-C3060L-36-FHM	30"D x 60"L x 36"H		\$2,514	
CS-C3072L-36-FHM	30"D x 72"L x 36"H		\$2,579	



Rectangular Tables with Laminate Modesty Panel			
Model Number	Description	Wgt.	List Price
CS-C3036L-42-FHM	30"D x 36"L x 42"H		\$2,268
CS-C3042L-42-FHM	30"D x 42"L x 42"H		\$2,379
CS-C3048L-42-FHM	30"D x 48"L x 42"H		\$2,492
CS-C3060L-42-FHM	30"D x 60"L x 42"H		\$2,600
CS-C3072L-42-FHM	30"D x 72"L x 42"H		\$2,748

Rectangular Tables with Scalloped Work Surface & Laminate Modesty Panel			
Model Number	Description	Wgt.	List Price
<b>3mm PVC Edges</b>			
CS-C2436SR2L-29-SHM	24"D x 36"L x 29"H	64	\$2,067
CS-C2442SR2L-29-SHM	24"D x 42"L x 29"H	70	\$2,148
CS-C2448SR2L-29-SHM	24"D x 48"L x 29"H	76	\$2,191
CS-C2460SR2L-29-SHM	24"D x 60"L x 29"H	83	\$2,302
CS-C2472SR2L-29-SHM	24"D x 72"L x 29"H	100	\$2,422
CS-C3036SR2L-29-SHM	30"D x 36"L x 29"H	70	\$2,105
CS-C3042SR2L-29-SHM	30"D x 42"L x 29"H	76	\$2,242
CS-C3048SR2L-29-SHM	30"D x 48"L x 29"H	83	\$2,242
CS-C3060SR2L-29-SHM	30"D x 60"L x 29"H	90	\$2,365
CS-C3072SR2L-29-SHM	30"D x 72"L x 29"H	112	\$2,510

Set Up Charges and Upcharges for Non-Standard and Custom Finishes		
Model Number	Description	List Price
Group 2 Powder Coat	Set up charge, per color, per order, for Group 2 Powder Coat	\$361
Non-Standard PVC	Upcharge, per color, per order, for non-standard PVC	\$947

### General Specifications

**Table Top:** Table tops are 1-1/4" thick, three-ply 45# particleboard construction with .050" high-pressure laminate top surface and a .030" phenolic backer. Square corners on banded tops have a 1/8" radius.


#### Steel End Frames:

Are weldments consisting of a 14 gauge 1-1/2" x 2" steel tubing vertical leg, a curved 1" x 2" steel tube leg, and a 1/4" x 4" W steel mounting plate. Legs are fitted with adjustable glides. The weldment has a contoured 1-3/16" thick wood panel mounted within it for both structure and appearance. Steel U shaped channels attach to the vertical leg tube for modesty attachment.

#### Modesty Panels:

Modesty panels are required for structure and are available in wood with veneer or high-pressure laminate finish. Curved, full height modesty panels are formed to match the radius of the top. Modesty panels are attached to the end frame channels with #8 screws & metal fasteners to the underside of the work surface.

**Finish:** See **mediatechnologies** Finish and Color Guide for choices.



Curved table

Curved Tables with Laminate Modesty Panels				
Model Number	Description	Wgt.	List Price	
CS-C2496-60CRV-29-FHM	Cirrus Table, Curved, 96" Width, 24" returns, Inner Radius 72", 29"Height, Laminate top and panels, PVC edges, powder coated steel frame	103	\$7,751	
CS-C2496-60CRV-36-FHM	Cirrus Table, Curved, 96" Width, 24" returns, Inner Radius 72", 36"Height, Laminate top and panels, PVC edges, powder coated steel frame	103	\$8,068	
CS-C2496-60CRV-42-FHM	Cirrus Table, Curved, 96" Width, 24" returns, Inner Radius 72", 42"Height, Laminate top and panels, PVC edges, powder coated steel frame	103	\$8,068	
CS-C24110-90CRV-29-FHM	Cirrus Table, Curved, 110" Width, 24" returns, Inner Radius 54", 29"Height, Laminate top and panels, PVC edges, powder coated steel frame	103	\$8,153	
CS-C24110-90CRV-36-FHM	Cirrus Table, Curved, 110" Width, 24" returns, Inner Radius 54", 36"Height, Laminate top and panels, PVC edges, powder coated steel frame	103	\$8,153	
CS-C24110-90CRV-42-FHM	Cirrus Table, Curved, 110" Width, 24" returns, Inner Radius 54", 42"Height, Laminate top and panels, PVC edges, powder coated steel frame	103	\$8,153	

#### Set Up Charges and Upcharges for Non-Standard and Custom Finishes

Model Number	Description	List Price
Group 2 Powder Coat	Set up charge, per color, per order, for Group 2 Powder Coat	\$361
Non-Standard PVC	Upcharge, per color, per order, for non-standard PVC	\$947

**Required to order:** Model # including options if applicable

- HPL selection
- PVC selection
- Powder coat color.

### General Specifications

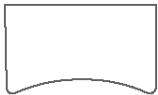
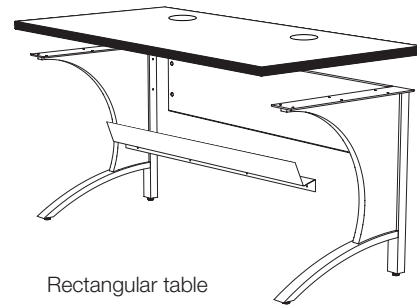
**Table Top:** Table tops are 1-1/4" thick, three-ply 45# particleboard construction with .050" high-pressure laminate top surface and a .030" phenolic backer. Square corners on banded tops have a 1/8" radius. Table top provided with 80mm grommet(s).

**Steel End Frames:** Are weldments consisting of a 14 gauge 1-1/2"x2" steel tubing vertical leg, a curved 1"x2" steel tube leg, and a 1/4" thick x 4"W steel mounting plate. Legs are fitted with adjustable glides. The weldment has a shaped 1-3/16" thick wood panel mounted within it for both structure and appearance.

**Modesty Panels:** Modesty Panels are required for structure and are available in either wood or steel. Modesty is 3/4" thick veneered panel with embedded steel inserts. Modesty panels are attached with threaded metal fasteners to end frames with threaded wood fasteners to the underside of the work surface. A wire management channel is fastened at the bottom to accommodate power and data cabling.

Modesty panels for 29"H rectangular tables are 11"H. Full-height modesty panels are provided for 36"H and 42"H Cirrus tables.

**Finish:** See MTContract's Finish and Color Guide for choices.



Rectangular Tables with Laminate Modesty Panel			
Model Number	Description	Wgt.	List Price
<b>3mm PVC Edges</b>			
CSC-C2436L-29-SHM	24"D x 36"L x 29"H, (1) 80mm grommet, wire management trough	64	\$2,011
CSC-C2442L-29-SHM	24"D x 42"L x 29"H, (1) 80mm grommet, wire management trough	70	\$2,091
CSC-C2448L-29-SHM	24"D x 48"L x 29"H, (1) 80mm grommet, wire management trough	76	\$2,135
CSC-C2460L-29-SHM	24"D x 60"L x 29"H, (2) 80mm grommets, wire management trough	83	\$2,245
CSC-C2472L-29-SHM	24"D x 72"L x 29"H, (2) 80mm grommets, wire management trough	100	\$2,366
CSC-C3036L-29-SHM	30"D x 36"L x 29"H, (1) 80mm grommet, wire management trough	70	\$2,049
CSC-C3042L-29-SHM	30"D x 42"L x 29"H, (1) 80mm grommet, wire management trough	76	\$2,186
CSC-C3048L-29-SHM	30"D x 48"L x 29"H, (1) 80mm grommet, wire management trough	83	\$2,186
CSC-C3060L-29-SHM	30"D x 60"L x 29"H, (2) 80mm grommets, wire management trough	90	\$2,309
CSC-C3072L-29-SHM	30"D x 72"L x 29"H, (2) 80mm grommets, wire management trough	112	\$2,453

Rectangular Tables with Scalloped Top & Laminate Modesty Panel			
Model Number	Description	Wgt.	List Price
<b>3mm PVC Edges</b>			
CSC-C2436SR2L-29-SHM	24"D x 36"L x 29"H, (1) 80mm grommet, wire management trough	64	\$2,067
CSC-C2442SR2L-29-SHM	24"D x 42"L x 29"H, (1) 80mm grommet, wire management trough	70	\$2,148
CSC-C2448SR2L-29-SHM	24"D x 48"L x 29"H, (1) 80mm grommet, wire management trough	76	\$2,191
CSC-C2460SR2L-29-SHM	24"D x 60"L x 29"H, (2) 80mm grommets, wire management trough	83	\$2,302
CSC-C2472SR2L-29-SHM	24"D x 72"L x 29"H, (2) 80mm grommets, wire management trough	100	\$2,422
CSC-C3036SR2L-29-SHM	30"D x 36"L x 29"H, (1) 80mm grommet, wire management trough	70	\$2,105
CSC-C3042SR2L-29-SHM	30"D x 42"L x 29"H, (1) 80mm grommet, wire management trough	76	\$2,242
CSC-C3048SR2L-29-SHM	30"D x 48"L x 29"H, (1) 80mm grommet, wire management trough	83	\$2,242
CSC-C3060SR2L-29-SHM	30"D x 60"L x 29"H, (2) 80mm grommets, wire management trough	90	\$2,365
CSC-C3072SR2L-29-SHM	30"D x 72"L x 29"H, (2) 80mm grommets, wire management trough	112	\$2,510

**Required to order:** Model # including options if applicable

- HPL selection
- PVC selection
- Veneer selection and finish (if applicable)
- Powder coat color.

**Note:** Veneer prices shown are for oak. Maple or other species may incur an upcharge.

Set Up Charges and Upcharges for Non-Standard and Custom Finishes		
Model Number	Description	List Price
Group 2 Powder Coat	Set up charge, per color, per order, for Group 2 Powder Coat	\$361
Non-Standard PVC	Upcharge, per color, per order, for non-standard PVC	\$947