

Curved Bookcases

General Specifications – Veneer Option

End/Intermediate Panels: All end and intermediate panels are un-detailed 1" nine ply hardwood plywood with premium grade "A" oak or maple veneer on both faces; exposed edges are banded with 1/8" solid oak or maple with edges and corners radiused 1/8". All panels permit shelf adjustment on 32mm increments. Intermediate panel is machined on both faces. Threaded 5/16-18 metal inserts are embedded into the top and the bottom of the starter panels to facilitate attachment brackets for mounting of the top panel and base shelf. One (1) mobile curved shelving unit is constructed of two (2) end panels and one (1) intermediate panel.

Top: The 60° curved top panel is 1" thick nine ply hardwood plywood with select oak or maple veneer face. The edges are banded with 1/8" solid oak or maple. The back edge of the panel is dadoed to contain the curved back panel. The top is attached with mounting brackets.

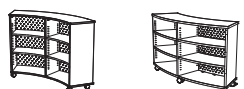
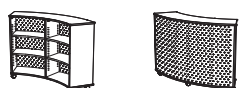
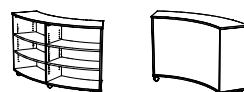
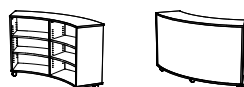
Base: The 60° curved base is veneer core 1" nine ply hardwood plywood with premium grade "A" oak or maple veneer; exposed edges are banded with 1/8" solid oak or maple with edges and corners radiused 1/8". The back edge of the base is dadoed to contain the curved back panel. The base is fastened to the vertical

panels with mounting brackets. 75mm locking swivel casters with thermoplastic elastomer treads are bolted to the bottom of the base using 5/16" - 18 machine bolts. Casters are located at the four corners and at the midpoint of the convex curved edge of the base.

Adjustable Shelves: The 30° curved adjustable shelves are veneer core 1" nine ply hardwood plywood with premium grade "A" oak or maple veneer; exposed edges are banded with 1/8" solid oak or maple with edges and corners radiused 1/8". They are bored in 4 locations on the underside to accept seismically rated shelf pins.

Back Panel: Curved engineered wood backs are 1/4" thick with premium grade "A" oak or maple veneer on both faces (DFT) or curved 14-gauge perforated powder coated steel panel (DFTS).

Note: DRIFT (DFT) models ship assembled



SINGLE-FACED, OAK VENEER CONSTRUCTION - Wood Panel Back - Ships Assembled

Oak	Model Number	Description	Wt	List Price
Concave Shelving (Shelves on Inner Curve)				
	DFT-3018V-O-MOB	18"D x 72"W x 30"H, Oak, 1 adj. shelves on Inner Curve		\$4,115
	DFT-3618V-O-MOB	18"D x 72"W x 36"H, Oak, 2 adj. shelves on Inner Curve		\$4,841
	DFT-4218V-O-MOB	18"D x 72"W x 42"H, Oak, 4 adj. shelves on Inner Curve	100	\$5,562
	DFT-4818V-O-MOB	18"D x 72"W x 48"H, Oak, 4 adj. shelves on Inner Curve	128	\$5,562
Convex Shelving (Shelves on Outer Curve)				
	DFT-3018X-O-MOB	18"D x 72"W x 30"H, Oak, 1 adj. shelves on Outer Curve		\$4,115
	DFT-3618X-O-MOB	18"D x 72"W x 36"H, Oak, 2 adj. shelves on Outer Curve		\$4,841
	DFT-4218X-O-MOB	18"D x 72"W x 42"H, Oak, 4 adj. shelves on Outer Curve	100	\$5,562
	DFT-4818X-O-MOB	18"D x 72"W x 48"H, Oak, 4 adj. shelves on Outer Curve	128	\$5,562

Concave Shelving (Shelves on Inner Curve) with Handles and Connecting magnets

	DFTH-3018V-O-MOB	18"D x 72"W x 30"H, Oak, 1 adj. shelves on Inner Curve		\$4,302
	DFTH-3618V-O-MOB	18"D x 72"W x 36"H, Oak, 2 adj. shelves on Inner Curve		\$5,027
	DFTH-4218V-O-MOB	18"D x 72"W x 42"H, Oak, 4 adj. shelves on Inner Curve	100	\$5,749
	DFTH-4818V-O-MOB	18"D x 72"W x 48"H, Oak, 4 adj. shelves on Inner Curve	128	\$5,749

Convex Shelving (Shelves on Outer Curve) with Handles and Connecting magnets

	DFTH-3018X-O-MOB	18"D x 72"W x 30"H, Oak, 1 adj. shelves on Outer Curve		\$4,302
	DFTH-3618X-O-MOB	18"D x 72"W x 36"H, Oak, 2 adj. shelves on Outer Curve		\$5,027
	DFTH-4218X-O-MOB	18"D x 72"W x 42"H, Oak, 4 adj. shelves on Outer Curve	100	\$5,749
	DFTH-4818X-O-MOB	18"D x 72"W x 48"H, Oak, 4 adj. shelves on Outer Curve	128	\$5,749


SINGLE-FACED, OAK VENEER CONSTRUCTION - Perforated Metal Panel Back - Ships Assembled

Oak	Model Number	Description	Wt	List Price
Concave Shelving (Shelves on Inner Curve)				
	DFTS-3018V-O-MOB	18"D x 72"W x 30"H, Oak, 1 adj. shelves on Inner Curve		\$3,366
	DFTS-3618V-O-MOB	18"D x 72"W x 36"H, Oak, 2 adj. shelves on Inner Curve		\$3,959
	DFTS-4218V-O-MOB	18"D x 72"W x 42"H, Oak, 4 adj. shelves on Inner Curve	100	\$4,226
	DFTS-4818V-O-MOB	18"D x 72"W x 48"H, Oak, 4 adj. shelves on Inner Curve	128	\$4,226
Convex Shelving (Shelves on Outer Curve)				
	DFTS-3018X-O-MOB	18"D x 72"W x 30"H, Oak, 1 adj. shelves on Outer Curve		\$3,366
	DFTS-3618X-O-MOB	18"D x 72"W x 36"H, Oak, 2 adj. shelves on Outer Curve		\$3,959
	DFTS-4218X-O-MOB	18"D x 72"W x 42"H, Oak, 4 adj. shelves on Outer Curve	100	\$4,226
	DFTS-4818X-O-MOB	18"D x 72"W x 48"H, Oak, 4 adj. shelves on Outer Curve	128	\$4,226

18"D DRIFT Bookcases with connecting magnets are designed to connect with other 18"D DRIFT units only.

24"D DRIFT Bookcases with connecting magnets are designed to connect with other 24"D DRIFT units only.

Curved Bookcases



Concave Shelving (Shelves on Inner Curve) with Handles and Connecting magnets

DFTSH-3018V-O-MOB	18"D x 72"W x 30"H, Oak, 1 adj. shelves on Inner Curve	\$3,564
DFTSH-3618V-O-MOB	18"D x 72"W x 36"H, Oak, 2 adj. shelves on Inner Curve	\$4,158
DFTSH-4218V-O-MOB	18"D x 72"W x 42"H, Oak, 4 adj. shelves on Inner Curve	100 \$4,425
DFTSH-4818V-O-MOB	18"D x 72"W x 48"H, Oak, 4 adj. shelves on Inner Curve	128 \$4,425

Convex Shelving (Shelves on Outer Curve) with Handles and Connecting magnets

DFTSH-3018X-O-MOB	18"D x 72"W x 30"H, Oak, 1 adj. shelves on Outer Curve	\$3,564
DFTSH-3618X-O-MOB	18"D x 72"W x 36"H, Oak, 2 adj. shelves on Outer Curve	\$4,158
DFTSH-4218X-O-MOB	18"D x 72"W x 42"H, Oak, 4 adj. shelves on Outer Curve	100 \$4,425
DFTSH-4818X-O-MOB	18"D x 72"W x 48"H, Oak, 4 adj. shelves on Outer Curve	128 \$4,425

DOUBLE-FACED, OAK VENEER CONSTRUCTION - Perforated Metal Back Panel - Ships Assembled


Oak	Model Number	Description	Wt	List Price
-----	--------------	-------------	----	------------

Double-Faced (Shelves on Both Sides)

DFTS-3024D-O-MOB	24"D x 67"W x 30"H, Oak, 1 adj. shelves on each side	\$3,937
DFTS-3624D-O-MOB	24"D x 67"W x 36"H, Oak, 2 adj. shelves on each side	\$4,630
DFTS-4224D-O-MOB	24"D x 67"W x 42"H, Oak, 4 adj. shelves on each side	130 \$5,579
DFTS-4824D-O-MOB	24"D x 67"W x 48"H, Oak, 4 adj. shelves on each side	167 \$5,579

Double-Faced (Shelves on Both Sides) with Handles and Connecting magnets

DFTSH-3024D-O-MOB	24"D x 67"W x 30"H, Oak, 1 adj. shelves on each side	\$4,096
DFTSH-3624D-O-MOB	24"D x 67"W x 36"H, Oak, 2 adj. shelves on each side	\$4,820
DFTSH-4224D-O-MOB	24"D x 67"W x 42"H, Oak, 4 adj. shelves on each side	130 \$5,759
DFTSH-4824D-O-MOB	24"D x 67"W x 48"H, Oak, 4 adj. shelves on each side	167 \$5,759



SINGLE-FACED, MAPLE VENEER CONSTRUCTION - Wood Panel Back - Ships Assembled

Maple	Model Number	Description	Wt	List Price
-------	--------------	-------------	----	------------

Concave Shelving (Shelves on Inner Curve)

DFT-3018V-M-MOB	18"D x 72"W x 30"H, Maple, 1 adj. shelves on Inner Curve	\$4,332
DFT-3618V-M-MOB	18"D x 72"W x 36"H, Maple, 2 adj. shelves on Inner Curve	\$5,096
DFT-4218V-M-MOB	18"D x 72"W x 42"H, Maple, 4 adj. shelves on Inner Curve	100 \$5,830
DFT-4818V-M-MOB	18"D x 72"W x 48"H, Maple, 4 adj. shelves on Inner Curve	128 \$5,830

Convex Shelving (Shelves on Outer Curve)

DFT-3018X-M-MOB	18"D x 72"W x 30"H, Maple, 1 adj. shelves on Outer Curve	\$4,332
DFT-3618X-M-MOB	18"D x 72"W x 36"H, Maple, 2 adj. shelves on Outer Curve	\$5,096
DFT-4218X-M-MOB	18"D x 72"W x 42"H, Maple, 4 adj. shelves on Outer Curve	100 \$5,830
DFT-4818X-M-MOB	18"D x 72"W x 48"H, Maple, 4 adj. shelves on Outer Curve	128 \$5,830



Concave Shelving (Shelves on Inner Curve) with Handles and Connecting magnets

DFTH-3018V-M-MOB	18"D x 72"W x 30"H, Maple, 1 adj. shelves on Inner Curve	\$4,514
DFTH-3618V-M-MOB	18"D x 72"W x 36"H, Maple, 2 adj. shelves on Inner Curve	\$5,278
DFTH-4218V-M-MOB	18"D x 72"W x 42"H, Maple, 4 adj. shelves on Inner Curve	100 \$6,013
DFTH-4818V-M-MOB	18"D x 72"W x 48"H, Maple, 4 adj. shelves on Inner Curve	128 \$6,013

Convex Shelving (Shelves on Outer Curve) with Handles and Connecting magnets

DFTH-3018X-M-MOB	18"D x 72"W x 30"H, Maple, 1 adj. shelves on Outer Curve	\$4,514
DFTH-3618X-M-MOB	18"D x 72"W x 36"H, Maple, 2 adj. shelves on Outer Curve	\$5,278
DFTH-4218X-M-MOB	18"D x 72"W x 42"H, Maple, 4 adj. shelves on Outer Curve	100 \$6,013
DFTH-4818X-M-MOB	18"D x 72"W x 48"H, Maple, 4 adj. shelves on Outer Curve	128 \$6,013

Required to order: Model # including options if applicable.

- veneer selection and finish
- powdercoat selection (if applicable)

Prices and specifications subject to change without notice

P-CURVE-DRIFT-251124



SINGLE-FACED, MAPLE VENEER CONSTRUCTION - Perforated Metal Panel Back - Ships Assembled

Maple	Model Number	Description	Wt	List Price
Concave Shelving (Shelves on Inner Curve)				
	DFTS-3018V-M-MOB	18"D x 72"W x 30"H, Maple, 1 adj. shelves on Inner Curve		\$3,544
	DFTS-3618V-M-MOB	18"D x 72"W x 36"H, Maple, 2 adj. shelves on Inner Curve		\$4,170
	DFTS-4218V-M-MOB	18"D x 72"W x 42"H, Maple, 4 adj. shelves on Inner Curve	100	\$4,441
	DFTS-4818V-M-MOB	18"D x 72"W x 48"H, Maple, 4 adj. shelves on Inner Curve	128	\$4,441
Convex Shelving (Shelves on Outer Curve)				
	DFTS-3018X-M-MOB	18"D x 72"W x 30"H, Maple, 1 adj. shelves on Outer Curve		\$3,544
	DFTS-3618X-M-MOB	18"D x 72"W x 36"H, Maple, 2 adj. shelves on Outer Curve		\$4,170
	DFTS-4218X-M-MOB	18"D x 72"W x 42"H, Maple, 4 adj. shelves on Outer Curve	100	\$4,441
	DFTS-4818X-M-MOB	18"D x 72"W x 48"H, Maple, 4 adj. shelves on Outer Curve	128	\$4,441

Concave Shelving (Shelves on Inner Curve) with Handles and Connecting magnetss

	DFTSH-3018V-M-MOB	18"D x 72"W x 30"H, Maple, 1 adj. shelves on Inner Curve		\$3,725
	DFTSH-3618V-M-MOB	18"D x 72"W x 36"H, Maple, 2 adj. shelves on Inner Curve		\$4,350
	DFTSH-4218V-M-MOB	18"D x 72"W x 42"H, Maple, 4 adj. shelves on Inner Curve	100	\$4,622
	DFTSH-4818V-M-MOB	18"D x 72"W x 48"H, Maple, 4 adj. shelves on Inner Curve	128	\$4,622

Convex Shelving (Shelves on Outer Curve) with Handles and Connecting magnetss

	DFTSH-3018X-M-MOB	18"D x 72"W x 30"H, Maple, 1 adj. shelves on Outer Curve		\$3,725
	DFTSH-3618X-M-MOB	18"D x 72"W x 36"H, Maple, 2 adj. shelves on Outer Curve		\$4,350
	DFTSH-4218X-M-MOB	18"D x 72"W x 42"H, Maple, 4 adj. shelves on Outer Curve	100	\$4,622
	DFTSH-4818X-M-MOB	18"D x 72"W x 48"H, Maple, 4 adj. shelves on Outer Curve	128	\$4,622

DOUBLE-FACED, MAPLE VENEER CONSTRUCTION - Perforated Metal Back - Ships Assembled

Maple	Model Number	Description	Wt	List Price
Double-Faced (Shelves on Both Sides)				
	DFTS-3024D-M-MOB	24"D x 67"W x 30"H, Maple, 1 adj. shelves on each side	110	\$4,139
	DFTS-3624D-M-MOB	24"D x 67"W x 36"H, Maple, 2 adj. shelves on each side	120	\$4,869
	DFTS-4224D-M-MOB	24"D x 67"W x 42"H, Maple, 4 adj. shelves on each side	130	\$5,848
	DFTS-4824D-M-MOB	24"D x 67"W x 48"H, Maple, 4 adj. shelves on each side	167	\$5,848

Double-Faced (Shelves on Both Sides) with Handles and Connecting magnetss

	DFTSH-3024D-M-MOB	24"D x 67"W x 30"H, Maple, 1 adj. shelves on each side	110	\$4,306
	DFTSH-3624D-M-MOB	24"D x 67"W x 36"H, Maple, 2 adj. shelves on each side	120	\$5,066
	DFTSH-4224D-M-MOB	24"D x 67"W x 42"H, Maple, 4 adj. shelves on each side	130	\$6,029
	DFTSH-4824D-M-MOB	24"D x 67"W x 48"H, Maple, 4 adj. shelves on each side	167	\$6,029

18"D DRIFT Bookcases with connecting magnets are designed to connect with other 18"D DRIFT units only.
24"D DRIFT Bookcases with connecting magnets are designed to connect with other 24"D DRIFT units only.

Required to order: Model # including options if applicable.

- HPL selection
- PVC selection
- powdercoat selection

Curved Bookcases

General Specifications – High Pressure Laminate (HPL) Option

End/Intermediate Panels: All end and intermediate panels are un-detailed 1" engineered wood with high pressure laminate on both faces; exposed edges are banded with 3mm PVC with edges and corners radiused 1/8". All panels permit shelf adjustment on 32mm increments. Intermediate panel is machined on both faces. Threaded 5/16-18 metal inserts are embedded into the top and the bottom of the starter panels to facilitate attachment brackets for mounting of the top panel and base shelf. One (1) mobile curved shelving unit is constructed of two (2) end panels and one (1) intermediate panel.

Top: The 60° curved top panel is 1" thick engineered with high pressure laminate faces. The edges are banded with 3mm PVC. The back edge of the panel is dadoed to contain the curved back panel. The top is attached with mounting brackets.


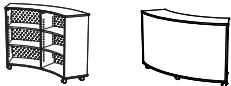
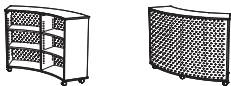
Base: The 60° curved base is 1" thick engineered wood with a high pressure laminate face and a .030 phenolic backer; exposed edges are banded with 3mm PVC with edges and corners radiused 1/8". The back edge of the base is dadoed

to contain the curved back panel. The base is fastened to the vertical panels with mounting brackets. 75mm locking swivel casters with thermoplastic elastomer treads are bolted to the bottom of the base using 5/16" - 18 machine bolts. Casters are located at the four corners and at the midpoint of the convex curved edge of the base.

Adjustable Shelves: The 30° curved adjustable shelves are veneer core 1" nine ply hardwood plywood with high pressure laminate faces; exposed edges are banded with 3mm PVC with edges and corners radiused 1/8". They are bored in 4 locations on the underside to accept seismically rated shelf pins.

Back Panel: Engineered wood backs are 1/4" thick with high pressure laminate on both faces (DFT) or curved 14-gauge perforated powder coated steel panel (DFTS).

Note: DRIFT (DFT) models ship assembled



SINGLE-FACED, HIGH PRESSURE LAMINATE CONSTRUCTION - Laminate Back Panel - Ships Assembled

High Pressure Laminate	Model Number	Description	Wgt.	List Price
------------------------	--------------	-------------	------	------------

Concave Shelving (Shelves on Inner Curve)

DFT-3018V-L-MOB	18"D x 72"W x 30"H, HPL, 1 adj. shelves on Inner Curve	110	\$4,076
DFT-3618V-L-MOB	18"D x 72"W x 36"H, HPL, 2 adj. shelves on Inner Curve	120	\$4,794
DFT-4218V-L-MOB	18"D x 72"W x 42"H, HPL, 4 adj. shelves on Inner Curve	139	\$4,893
DFT-4818V-L-MOB	18"D x 72"W x 48"H, HPL, 4 adj. shelves on Inner Curve	148	\$4,893

Convex Shelving (Shelves on Outer Curve)

DFT-3018X-L-MOB	18"D x 72"W x 30"H, HPL, 1 adj. shelves on Outer Curve	110	\$4,076
DFT-3618X-L-MOB	18"D x 72"W x 36"H, HPL, 2 adj. shelves on Outer Curve	120	\$4,794
DFT-4218X-L-MOB	18"D x 72"W x 42"H, HPL, 4 adj. shelves on Outer Curve	139	\$4,893
DFT-4818X-L-MOB	18"D x 72"W x 48"H, HPL, 4 adj. shelves on Outer Curve	148	\$4,893

Concave Shelving (Shelves on Inner Curve) with Handles and Connecting Magnets

DFTH-3018V-L-MOB	18"D x 72"W x 30"H, HPL, 1 adj. shelves on Inner Curve	115	\$4,259
DFTH-3618V-L-MOB	18"D x 72"W x 36"H, HPL, 2 adj. shelves on Inner Curve	125	\$4,978
DFTH-4218V-L-MOB	18"D x 72"W x 42"H, HPL, 4 adj. shelves on Inner Curve	144	\$5,077
DFTH-4818V-L-MOB	18"D x 72"W x 48"H, HPL, 4 adj. shelves on Inner Curve	153	\$5,077

Convex Shelving (Shelves on Outer Curve) with Handles and Connecting Magnets

DFTH-3018X-L-MOB	18"D x 72"W x 30"H, HPL, 1 adj. shelves on Outer Curve	115	\$4,259
DFTH-3618X-L-MOB	18"D x 72"W x 36"H, HPL, 2 adj. shelves on Outer Curve	125	\$4,978
DFTH-4218X-L-MOB	18"D x 72"W x 42"H, HPL, 4 adj. shelves on Outer Curve	144	\$5,077
DFTH-4818X-L-MOB	18"D x 72"W x 48"H, HPL, 4 adj. shelves on Outer Curve	153	\$5,077

SINGLE-FACED, HIGH PRESSURE LAMINATE CONSTRUCTION - Perforated Metal Back Panel - Ship Assembled

High Pressure Laminate	Model Number	Description	Wgt.	List Price
------------------------	--------------	-------------	------	------------

Concave Shelving (Shelves on Inner Curve)

DFTS-60-3018V-L-MOB	18"D x 60"W x 30"H, HPL, 1 adj. shelves on Inner Curve	80	\$2,686
DFTS-60-3618V-L-MOB	18"D x 60"W x 36"H, HPL, 2 adj. shelves on Inner Curve	85	\$3,159
DFTS-60-4218V-L-MOB	18"D x 60"W x 42"H, HPL, 4 adj. shelves on Inner Curve	90	\$3,283
DFTS-60-4818V-L-MOB	18"D x 60"W x 48"H, HPL, 4 adj. shelves on Inner Curve	123	\$3,283
DFTS-3018V-L-MOB	18"D x 72"W x 30"H, HPL, 1 adj. shelves on Inner Curve	85	\$2,984
DFTS-3618V-L-MOB	18"D x 72"W x 36"H, HPL, 2 adj. shelves on Inner Curve	90	\$3,511
DFTS-4218V-L-MOB	18"D x 72"W x 42"H, HPL, 4 adj. shelves on Inner Curve	100	\$3,647
DFTS-4818V-L-MOB	18"D x 72"W x 48"H, HPL, 4 adj. shelves on Inner Curve	128	\$3,647

Required to order: Model # including options if applicable.

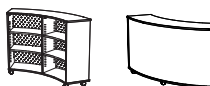
- HPL selection
- PVC selection
- powdercoat selection

Curved Bookcases



Convex Shelving (Shelves on Outer Curve)

DFTS-60-3018X-L-MOB	18"D x 60"W x 30"H, HPL, 1 adj. shelves on Outer Curve	80	\$2,686
DFTS-60-3618X-L-MOB	18"D x 60"W x 36"H, HPL, 2 adj. shelves on Outer Curve	85	\$3,159
DFTS-60-4218X-L-MOB	18"D x 60"W x 42"H, HPL, 4 adj. shelves on Outer Curve	90	\$3,283
DFTS-60-4818X-L-MOB	18"D x 60"W x 48"H, HPL, 4 adj. shelves on Outer Curve	123	\$3,283
DFTS-3018X-L-MOB	18"D x 72"W x 30"H, HPL, 1 adj. shelves on Outer Curve	85	\$2,984
DFTS-3618X-L-MOB	18"D x 72"W x 36"H, HPL, 2 adj. shelves on Outer Curve	90	\$3,511
DFTS-4218X-L-MOB	18"D x 72"W x 42"H, HPL, 4 adj. shelves on Outer Curve	100	\$3,647
DFTS-4818X-L-MOB	18"D x 72"W x 48"H, HPL, 4 adj. shelves on Outer Curve	128	\$3,647



Concave Shelving (Shelves on Inner Curve) with Handles and Connecting Magnets

DFTSH-60-3018V-L-MOB	18"D x 60"W x 30"H, HPL, 1 adj. shelves on Inner Curve	80	\$2,818
DFTSH-60-3618V-L-MOB	18"D x 60"W x 36"H, HPL, 2 adj. shelves on Inner Curve	85	\$3,286
DFTSH-60-4218V-L-MOB	18"D x 60"W x 42"H, HPL, 4 adj. shelves on Inner Curve	95	\$3,409
DFTSH-60-4818V-L-MOB	18"D x 60"W x 48"H, HPL, 4 adj. shelves on Inner Curve	123	\$3,409
DFTSH-3018V-L-MOB	18"D x 72"W x 30"H, HPL, 1 adj. shelves on Inner Curve	90	\$3,163
DFTSH-3618V-L-MOB	18"D x 72"W x 36"H, HPL, 2 adj. shelves on Inner Curve	95	\$3,689
DFTSH-4218V-L-MOB	18"D x 72"W x 42"H, HPL, 4 adj. shelves on Inner Curve	105	\$3,826
DFTSH-4818V-L-MOB	18"D x 72"W x 48"H, HPL, 4 adj. shelves on Inner Curve	133	\$3,826



Convex Shelving (Shelves on Outer Curve) with Handles and Connecting Magnets

DFTSH-60-3018X-L-MOB	18"D x 60"W x 30"H, HPL, 1 adj. shelves on Outer Curve	80	\$2,818
DFTSH-60-3618X-L-MOB	18"D x 60"W x 36"H, HPL, 2 adj. shelves on Outer Curve	85	\$3,286
DFTSH-60-4218X-L-MOB	18"D x 60"W x 42"H, HPL, 4 adj. shelves on Outer Curve	95	\$3,409
DFTSH-60-4818X-L-MOB	18"D x 60"W x 48"H, HPL, 4 adj. shelves on Outer Curve	123	\$3,409
DFTSH-3018X-L-MOB	18"D x 72"W x 30"H, HPL, 1 adj. shelves on Outer Curve	90	\$3,163
DFTSH-3618X-L-MOB	18"D x 72"W x 36"H, HPL, 2 adj. shelves on Outer Curve	95	\$3,689
DFTSH-4218X-L-MOB	18"D x 72"W x 42"H, HPL, 4 adj. shelves on Outer Curve	105	\$3,826
DFTSH-4818X-L-MOB	18"D x 72"W x 48"H, HPL, 4 adj. shelves on Outer Curve	133	\$3,826

DOUBLE FACED, HIGH PRESSURE LAMINATE CONSTRUCTION - Perforated Metal Back Panel - Ships Assembled

High Pressure Laminate	Model Number	Description	Wgt.	List Price
Double-Faced (Shelves on Both Sides)				
	DFTS-3024D-L-MOB	24"D x 67"W x 30"H, HPL, 1 adj. shelves on each side	110	\$3,228
	DFTS-3624D-L-MOB	24"D x 67"W x 36"H, HPL, 2 adj. shelves on each side	120	\$3,797
	DFTS-4224D-L-MOB	24"D x 67"W x 42"H, HPL, 4 adj. shelves on each side	130	\$4,564
	DFTS-4824D-L-MOB	24"D x 67"W x 48"H, HPL, 4 adj. shelves on each side	167	\$4,578

Double-Faced (Shelves on Both Sides) with Handles and Connecting Magnets

DFTSH-3024D-L-MOB	24"D x 67"W x 30"H, HPL, 1 adj. shelves on each side	110	\$3,358
DFTSH-3624D-L-MOB	24"D x 67"W x 36"H, HPL, 2 adj. shelves on each side	120	\$3,952
DFTSH-4224D-L-MOB	24"D x 67"W x 42"H, HPL, 4 adj. shelves on each side	130	\$4,745
DFTSH-4824D-L-MOB	24"D x 67"W x 48"H, HPL, 4 adj. shelves on each side	167	\$4,758

Set Up Charges and Upcharges for Non-Standard and Custom Finishes

Model Number	Description	List Price
Group 2 Powder Coat	Set up charge, per color, per order, for Group 2 Powder Coat	\$361
Non-Standard PVC	Upcharge, per color, per order, for non-standard PVC	\$947

Required to order: Model # including options if applicable.
 • HPL selection
 • PVC selection
 • powdercoat selection

General Specifications – Melamine (TFL) Option

End/Intermediate Panels: All end and intermediate panels are un-detailed 1" engineered wood with melamine on both faces; exposed edges are banded with 3mm PVC with edges and corners radiused 1/8". All panels permit shelf adjustment on 32mm increments. Intermediate panel is machined on both faces. Threaded 5/16-18 metal inserts are embedded into the top and the bottom of the starter panels to facilitate attachment brackets for mounting of the top panel and base shelf. One (1) mobile curved shelving unit is constructed of two (2) end panels and one (1) intermediate panel.

Top: The 60° curved top panel is 1" thick engineered with melamine faces. The edges are banded with 3mm PVC. The back edge of the panel is dadoed to contain the curved back panel. The top is attached with mounting brackets.

Base: The 60° curved base is 1" thick engineered wood with melamine face and a .030 phenolic backer; exposed edges are banded with 3mm PVC with edges and

corners radiused 1/8". The back edge of the base is dadoed to contain the curved back panel. The base is fastened to the vertical panels with mounting brackets. Five (5) 75mm locking swivel casters with thermoplastic elastomer treads are bolted to the bottom of the base using 5/16" - 18 machine bolts. Casters are located at the four corners and at the midpoint of the convex curved edge of the base.

Adjustable Shelves: The 30° curved adjustable shelves are 1" thick engineered wood core with melamine faces; exposed edges are banded with 3mm PVC with edges and corners radiused 1/8". They are bored in 4 locations on the underside to accept seismically rated shelf pins.

Curved Back Panel: Curved 14-gauge perforated powder coated steel panel (DFTS).

Note: DRIFT models ship assembled

SINGLE-FACED, MELAMINE CONSTRUCTION - Perforated Metal Back Panel - Ship Assembled

Melamine (TFL)	Model Number	Description	Wt	List Price
Concave Shelving (Shelves on Inner Curve)				

DFTS-60-3018V-T-MOB	18"D x 60"W x 30"H, TFL, 1 adj. shelves on Inner Curve	80	\$2,019
DFTS-60-3618V-T-MOB	18"D x 60"W x 36"H, TFL, 2 adj. shelves on Inner Curve	85	\$2,377
DFTS-60-4218V-T-MOB	18"D x 60"W x 42"H, TFL, 4 adj. shelves on Inner Curve	95	\$2,675
DFTS-60-4818V-T-MOB	18"D x 60"W x 48"H, TFL, 4 adj. shelves on Inner Curve	123	\$2,675
DFTS-3018V-T-MOB	18"D x 72"W x 30"H, TFL, 1 adj. shelves on Inner Curve	85	\$2,256
DFTS-3618V-T-MOB	18"D x 72"W x 36"H, TFL, 2 adj. shelves on Inner Curve	90	\$2,653
DFTS-4218V-T-MOB	18"D x 72"W x 42"H, TFL, 4 adj. shelves on Inner Curve	100	\$2,985
DFTS-4818V-T-MOB	18"D x 72"W x 48"H, TFL, 4 adj. shelves on Inner Curve	128	\$2,985

Convex Shelving (Shelves on Outer Curve)

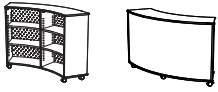
DFTS-60-3018X-T-MOB	18"D x 60"W x 30"H, TFL, 1 adj. shelves on Outer Curve	80	\$2,019
DFTS-60-3618X-T-MOB	18"D x 60"W x 36"H, TFL, 2 adj. shelves on Outer Curve	85	\$2,377
DFTS-60-4218X-T-MOB	18"D x 60"W x 42"H, TFL, 4 adj. shelves on Outer Curve	95	\$2,675
DFTS-60-4818X-T-MOB	18"D x 60"W x 48"H, TFL, 4 adj. shelves on Outer Curve	123	\$2,675
DFTS-3018X-T-MOB	18"D x 72"W x 30"H, TFL, 1 adj. shelves on Outer Curve	85	\$2,256
DFTS-3618X-T-MOB	18"D x 72"W x 36"H, TFL, 2 adj. shelves on Outer Curve	90	\$2,653
DFTS-4218X-T-MOB	18"D x 72"W x 42"H, TFL, 4 adj. shelves on Outer Curve	100	\$2,985
DFTS-4818X-T-MOB	18"D x 72"W x 48"H, TFL, 4 adj. shelves on Outer Curve	128	\$2,985

Concave Shelving (Shelves on Inner Curve) with Handles and Connecting Magnets

DFTSH-60-3018V-T-MOB	18"D x 60"W x 30"H, TFL, 1 adj. shelves on Inner Curve	80	\$2,193
DFTSH-60-3618V-T-MOB	18"D x 60"W x 36"H, TFL, 2 adj. shelves on Inner Curve	85	\$2,550
DFTSH-60-4218V-T-MOB	18"D x 60"W x 42"H, TFL, 4 adj. shelves on Inner Curve	95	\$2,849
DFTSH-60-4818V-T-MOB	18"D x 60"W x 48"H, TFL, 4 adj. shelves on Inner Curve	123	\$2,849
DFTSH-3018V-T-MOB	18"D x 72"W x 30"H, TFL, 1 adj. shelves on Inner Curve	85	\$2,437
DFTSH-3618V-T-MOB	18"D x 72"W x 36"H, TFL, 2 adj. shelves on Inner Curve	90	\$2,833
DFTSH-4218V-T-MOB	18"D x 72"W x 42"H, TFL, 4 adj. shelves on Inner Curve	100	\$3,165
DFTSH-4818V-T-MOB	18"D x 72"W x 48"H, TFL, 4 adj. shelves on Inner Curve	128	\$3,165

Required to order: Model # including options if applicable.

- HPL selection
- PVC selection
- powdercoat selection



Convex Shelving (Shelves on Outer Curve) with Handles and Connecting Magnets

DFTSH-60-3018X-T-MOB	18"D x 60"W x 30"H, TFL, 1 adj. shelves on Outer Curve	80	\$2,193
DFTSH-60-3618X-T-MOB	18"D x 60"W x 36"H, TFL, 2 adj. shelves on Outer Curve	85	\$2,550
DFTSH-60-4218X-T-MOB	18"D x 60"W x 42"H, TFL, 4 adj. shelves on Outer Curve	95	\$2,849
DFTSH-60-4818X-T-MOB	18"D x 60"W x 48"H, TFL, 4 adj. shelves on Outer Curve	123	\$2,849
DFTSH-3018X-T-MOB	18"D x 72"W x 30"H, TFL, 1 adj. shelves on Outer Curve	85	\$2,437
DFTSH-3618X-T-MOB	18"D x 72"W x 36"H, TFL, 2 adj. shelves on Outer Curve	90	\$2,833
DFTSH-4218X-T-MOB	18"D x 72"W x 42"H, TFL, 4 adj. shelves on Outer Curve	100	\$3,165
DFTSH-4818X-T-MOB	18"D x 72"W x 48"H, TFL, 4 adj. shelves on Outer Curve	128	\$3,165

DOUBLE-FACED, MELAMINE CONSTRUCTION - Perforated Metal Back Panel - Ship Assembled

Melamine	Model Number	Description	Wt	List Price
Double-Faced (Shelves on Both Sides)				
	DFTS-3024D-T-MOB	24"D x 67"W x 30"H, TFL, 1 adj. shelves on each side	110	\$2,573
	DFTS-3624D-T-MOB	24"D x 67"W x 36"H, TFL, 2 adj. shelves on each side	120	\$3,026
	DFTS-4224D-T-MOB	24"D x 67"W x 42"H, TFL, 4 adj. shelves on each side	130	\$3,560
	DFTS-4824D-T-MOB	24"D x 67"W x 48"H, TFL, 4 adj. shelves on each side	167	\$3,577

Double-Faced (Shelves on Both Sides) with Handles and Connecting Magnets

DFTSH-3024D-T-MOB	24"D x 67"W x 30"H, TFL, 1 adj. shelves on each side	110	\$2,753
DFTSH-3624D-T-MOB	24"D x 67"W x 36"H, TFL, 2 adj. shelves on each side	120	\$3,207
DFTSH-4224D-T-MOB	24"D x 67"W x 42"H, TFL, 4 adj. shelves on each side	130	\$3,743
DFTSH-4824D-T-MOB	24"D x 67"W x 48"H, TFL, 4 adj. shelves on each side	167	\$3,757

Set Up Charges and Upcharges for Non-Standard and Custom Finishes

Model Number	Description	List Price
Group 2 Powder Coat	Set up charge, per color, per order, for Group 2 Powder Coat	\$361
Non-Standard PVC	Upcharge, per color, per order, for non-standard PVC	\$947

Required to order: Model # including options if applicable.

- HPL selection
- PVC selection
- powdercoat selection