

# DUO LOUNGE

---

**Interactive**



DUO-25

28.5"D X 25"W X 33.5"H

# DUO LOUNGE



DUO-36



DUO-L35  
Left Miter



DUO-R35  
Right Miter



DUO-RL45  
Double Miter

## DUO LOUNGE

- Duo Lounge Seating can be used as stand-alone seating items or arranged with other Duo seating items to create many different interactive seating configurations.
- Available in 25", 36", 48" and 60" wide bench-style seating and Right-miter, Left-miter and Center-miter seats.
- Groupings can be configured in combination with Duo Connector Tables, Duo Café Counter Seating and Duo Coffee tables.
- Aztech Connectivity options are available. See our *Connect Electrical Brochure*.
- Base and back is available in high-pressure laminate or premium wood veneer finish.
- Fully upholstered seat and back cushions are available in your choice of fabric.
- Plate steel legs include a curved profile with square mounting plate and are fitted with a threaded weld nut and leveling glide.

## To Order, Choose Finish Selections & Options

**Upholstery:** Choose fabric for seat and back cushion.


**Bench Base and Bench Back Assembly:** Choose a high pressure laminate or veneer for finish.

**Edges:** Choose PVC for edges.

See **mediatechnologies'** Finish and Color Guide for options.

### ● POWER CONNECTIVITY

- 2 power/ 2 active USB
- 72" long cord
- Black or white finish



## DUO LOUNGE STANDARD SIZES

MODEL	SEAT DEPTH"	DEPTH"	WIDTH"	SEAT HEIGHT"
OVERALL HEIGHT 34.25"				
DUO-25	23	28.5	25	18
DUO-L35	23	28.5	35.5	18
DUO-R35	23	28.5	35.5	18
DUO-36	23	28.5	36	18
DUO-RL45	23	28.5	45.5	18
DUO-48	23	28.5	48	18
DUO-60	23	28.5	60	18

## General Specifications

**Upholstered Seat and Back:** Seat cushions are 3-1/4" high-density upholstery grade foam. Back cushions are high-density upholstery grade foam and are tapered from 4" at the base to 3" at the top. Vinyl and fabric available. Can use a combination of both. Upholstered seat and back cushions are fastened to bench base and bench back with hook and loop fasteners.

**Bench Base and Bench Back Assembly:** The assemblies are fabricated from 3/4" engineered wood with premium grade oak or maple veneer faces or HPL faces. Finished edges of veneer assemblies receive a 3mm solid wood edge. Finished edges of HPL assemblies receive a 3mm PVC edges. Bench base assembly is bolted to bench back assembly with metal-to-metal connection. Back panel can be finished in veneer or HPL face.

**Leg Assemblies:** Legs are fabricated from 5/16" plate steel and include a curved profile with a square mounting plate. The bottom of each leg is fitted with a threaded weld nut and a 1-7/8" black leveling glide.



cs-duolounge-210423

892 Industrial Park Drive  
Shelby, MI 49455  
P: 231.861.2194  
F: 231.861.6678  
www.mediatechnologies.com  
sales@mediatechnologies.com

PURE MICHIGAN®

# DUO CAFÉ COUNTER

---

**Interactive**



DUO-36L-CCL

40.6"D X 36"W X 42"H

# DUO CAFÉ COUNTER



DUO-25L-CC



DUO-L35L-CC  
Left Miter



DUO-R35L-CC  
Right Miter



DUO-RL45L-CC  
Double Miter

## DUO CAFÉ COUNTER

- Duo Café Counter seating can be used as stand-alone seating items or arranged with other Duo seating items to create many different interactive seating configurations.
- Available in 25", 36", 48", and 60" wide bench-style seating and right-miter, left-miter and center-miter seats.
- Groupings can be configured in combination with Duo Connector Stools, Duo Connector Tables, Duo Lounge Seating and Duo Coffee Tables.
- Aztech Connectivity options are available. See *Connect Electrical Brochure*.
- Base and back is available in high-pressure laminate or premium wood veneer finish.
- Back panel and 12" deep counter feature exposed baltic birch edges.
- Fully upholstered seat and back cushions are available in your choice of fabric.
- Steel plate legs include a curved profile, square mounting plates and are each fitted with a black leveling glide.

## DUO CAFÉ COUNTER STANDARD SIZES

MODEL	SEAT DEPTH"	OVERALL DEPTH"	WIDTH"	SHELF HEIGHT"	SEAT HEIGHT"
OVERALL HEIGHT 46"					
DUO-25_-CC	19	40.6	25	42	18
DUO-L35_-CC	19	40.6	35.5	42	18
DUO-R35_-CC	19	40.6	35.5	42	18
DUO-36_-CC	19	40.6	36	42	18
DUO-RL45_-CC	19	40.6	45.5	42	18
DUO-48_-CC	19	40.6	48	42	18
DUO-60_-CC	19	40.6	60	42	18

## General Specifications

**Upholstered Seat and Back:** Seat cushions are 3-1/4" high-density upholstery grade foam. Back cushions are high-density upholstery grade foam and are tapered from 4" at the base to 3" at the top. Vinyl and fabric available. Can use a combination of both. Upholstered seat and back cushions are fastened to bench base and bench back with hook and loop fasteners.

**Bench Base and Bench Back Assembly:** The assemblies are fabricated from 3/4" engineered wood with premium grade oak or maple veneer faces or HPL faces. Finished edges of veneer assemblies receive a 3mm solid wood edge. Finished edges of HPL assemblies receive a 3mm PVC edges. Bench base assembly is bolted to bench back assembly with metal-to-metal connection.

## To Order, Choose Finish Selections & Options

**Upholstery:** Choose fabric for seat and back cushion.

**Legs:** Choose powder coat option for steel legs.

**Work Surface:** Choose a high-pressure laminate for work surface.


**Edges:** Choose PVC for edges.

**Bench Base and Back Panels:** Select from our veneer or high-pressure laminate options.

See **mediatechnologies'** Finish and Color Guide for options at [www.mediatechnologies.com](http://www.mediatechnologies.com).

## POWER CONNECTIVITY

- 2 power/ 2 active USB
- 72" long cord
- Black or white finish



**Back Panel and Counter Top:** Back panel and counter top are fabricated of 1" thick Baltic birch. Edges are exposed Baltic birch profiled square with a radius along the corners. Back panel will match the HPL or veneer faces of the bench and bench back assemblies and is bolted to bench back assembly with metal-to-metal connection. 12" deep counter top with HPL surface is connected to back panel using both tongue and groove construction and (2) two bent 1" oak or maple plywood "L" brackets. L-brackets are bolted to back panel and counter top with metal-to-metal connection.

**Leg Assemblies:** Legs are fabricated from 5/16 plate steel and include a curved profile with a square mounting plate. The bottom of each leg is fitted with a threaded weld nut and a 1-7/8" black leveling glide.



cs-duocafe -210423

892 Industrial Park Drive  
Shelby, MI 49455  
P: 231.861.2194  
F: 231.861.6678  
[www.mediatechnologies.com](http://www.mediatechnologies.com)  
[sales@mediatechnologies.com](mailto:sales@mediatechnologies.com)

PURE MICHIGAN®

# DUO OTTOMAN

---

## Ottoman




DUO-0036OTUS-18

30"DIA. X 18"H


# DUO OTTOMAN



DUO-0036OTUS-18



DUO-3636OTUS-18



DUO-2442OTUS-18

## DUO OTTOMAN

- 3-1/4" thick luxurious upholstered cushion.
- Available with premium grade oak, maple or high-pressure laminate faces.
- Edges are 3mm PVC.
- Metal legs are fitted with 1-7/8" ABS black leveling glides.
- All Duo ottoman models have integrated open storage areas.

## To Order, Choose Finish Selections & Options

**Seat:** Choose fabric for seat cushion.

**Base:** Available in oak or maple veneer and high-pressure laminate. Choose PVC or wood edgeband.

**Steel Legs:** Choose from our selection of powder coats.

See **mediatechnologies'** Finish selections at  
<https://www.mediatechnologies.com/resources/finishes>  
View our fabric choices at  
<https://www.mediatechnologies.com/resources/fabrics>

### ROUND STANDARD SIZES

MODEL	DIA	HEIGHT"
DUO-0030OTUS	30	18/25
DUO-0036OTUS	36	18/25

### SQUARE STANDARD SIZES

MODEL	DEPTH"	WIDTH"	HEIGHT"
DUO-3030OTUS	30	30	18/25
DUO-3636OTUS	36	36	18/25

### RECTANGLE STANDARD SIZES

MODEL	DEPTH"	WIDTH"	HEIGHT"
DUO-2442OTUS	24	42	18/25



### General Specifications

**Seat:** Fully upholstered seat cushion comprised of 3-1/4" high density foam.

**Base Assembly:** The base assembly is fabricated from 1" thick engineered wood with premium grade oak, maple or high-pressure laminate faces and 3mm PVC edges.

**Leg Assemblies:** Legs are fabricated from 5/16" plate steel and include a curved profile with a square mounting plate. The bottom of each leg is fitted with a threaded weld nut and 1-7/8" black leveling glide.



cs-duottomen-210426

892 Industrial Park Drive  
Shelby, MI 49455  
P: 231.861.2194  
F: 231.861.6678  
[www.mediatechnologies.com](http://www.mediatechnologies.com)  
[sales@mediatechnologies.com](mailto:sales@mediatechnologies.com)

PURE *M*ICHIGAN®

# DUO CONNECTOR

---

## Ottoman



DUC-2418-USO-18

24"D x 18"W x 18"H



# DUO CONNECTOR

Rectangle Open & Closed



DUC-2418-USO-18



DUC-2418-USC-18

Square Open & Closed



DUC-2424-USO-18




DUC-2424-USC-18

45° Closed, Curved and Flat Back



DUC-2420-USCR45-18




DUC-2420-USCFR45-18

45° Open, Curved Back




DUC-2436-USOR45-18

90° Open and Closed



DUC-2435-USCR90-18



DUC-2452-USOR90-18

## DUO CONNECTORS

- 3-1/4" thick luxurious upholstered cushion.
- Closed base and open base models available.
- Available with premium grade oak, maple or high pressure laminate faces.
- Edges are 3mm PVC or 3mm Wood.
- Metal legs are fabricated of 5/16" plate steel and include a square mounting plate and a pair of decorative gussets. The bottom of each leg is fitted with a threaded weld nut and 1-7/8" ABS black leveling glide.

### RECTANGLE STANDARD SIZES

MODEL	DEPTH"	WIDTH"	HEIGHT"
DUC-2418-USO	24	18	18/25
DUC-2418-USC	24	18	18/25

### SQUARE STANDARD SIZES

MODEL	DEPTH"	WIDTH"	HEIGHT"
DUC-2424-USO	24	24	18/25
DUC-2424-USC	24	24	18/25

### 45° WEDGE STANDARD SIZES

MODEL	DEPTH"	WIDTH"	HEIGHT"
DUC-2420-USCR45	24	20	18/25
DUC-2420-USCFR45	24	20	18/25
DUC-2436-USOR45	24	36	18/25

### 90° WEDGE STANDARD SIZES

MODEL	DEPTH"	WIDTH"	HEIGHT"
DUC-2435-USCR90	24	35	18/25
DUC-2452-USOR90	24	52	18/25

## To Order, Choose Finish Selections & Options

**Seat:** Choose fabric for seat cushion.

**Base:** Available in oak or maple veneer and high-pressure laminate. Choose PVC or wood edgband.


**Steel Legs:** Choose from our selection of powder coats.

See **mediatechnologies**® Finish and Color for choices at [www.mediatechnologies.com](http://www.mediatechnologies.com).

## POWER CONNECTIVITY

\* available on closed units only.

- 2 Power / 1 Dual USB / 1 Open port
- White and black face plate available
- 72" and 120" cords available



## General Specifications

**Seat:** Fully upholstered seat cushion comprised of 3-1/4" high density foam.

**Base Assembly:** The base assembly is fabricated from 1" thick engineered wood with premium grade oak or maple with wood edges or high-pressure laminate faces with 3mm PVC edges.

**Leg Assemblies:** Legs are fabricated from 5/16" plate steel and include a curved profile with a square mounting plate. The bottom of each leg is fitted with a threaded weld nut and 1-7/8" black leveling glide.



cs-duoconnector-stool-200423

892 Industrial Park Drive  
Shelby, MI 49455  
P: 231.861.2194  
F: 231.861.6678  
[www.mediatechnologies.com](http://www.mediatechnologies.com)  
[sales@mediatechnologies.com](mailto:sales@mediatechnologies.com)

PURE MICHIGAN®



# DUO COFFEE

## Occasional Tables



DUO-3636OT-21

36"D X 36"W X 21"H

# DUO COFFEE



DUO-0030OT-14  
Round



DUO-3636OT-14  
Square



DUO-2442OT-14  
Rectangle  
\*Not available with power option

## DUO COFFEE TABLES

- Use to create unique interactive environments and configurations with other Duo components.
- High pressure laminate top.
- All models provide open storage areas.
- Power and connectivity options available on round and square only. See our Connect brochure for details.

### DUO COFFEE ROUND STANDARD SIZES

MODEL	DIA"	HEIGHT"
DUO-0030OT-	30	14/21
DUO-0036OT-	36	14/21

### DUO COFFEE RECTANGULAR STANDARD SIZES

MODEL	DEPTH"	WIDTH"	HEIGHT"
DUO-2442OT-	24	42	14/21

### DUO COFFEE SQUARE STANDARD SIZES

MODEL	DEPTH"	WIDTH"	HEIGHT"
DUO-3030OT-	30	30	14/21
DUO-3636OT-	36	36	14/21

## To Order, Choose Finish Selections & Options

**Table Top:** Choose your high pressure laminate.

**Edges:** Choose from our selection of PVC edgebands.


**Base:** Choose a high pressure laminate or wood veneer.

**Powder Coat:** Choose from our selection of powder coats.

See **mediatechnologies'** Finish and Color Guide for choices at [www.mediatechnologies.com](http://www.mediatechnologies.com).

### ● POWER CONNECTIVITY (for round and square only)

- 2 power/ 2 active USB/open port
- 72" long cord
- Black or white finish



AZ-2P2U1O-72-W

## General Specifications

**Table Top:** Table tops are 1" thick engineered wood core with .050" high pressure laminate top surface and .030" phenolic backer. Edges are 3mm PVC. Corners on rectilinear tops are square with a 1/8" radius.

**Base Assembly:** The base assembly is fabricated from 1" thick engineered wood core with premium grade oak or maple faces or HPL faces. Edges are 3mm PVC.

**Leg Assemblies:** Legs are fabricated from 5/16" plate steel and include a curved profile with a square mounting plate. The bottom of each leg is fitted with a threaded weld nut and 1-7/8" black leveling glide.

**Power/Connectivity:** Power/connectivity units are offered as an option, each table can accept one unit. The unit will be mounted centered in and flush to the top surface and are liquid resistant.



cs-duocoffee-190308

892 Industrial Park Drive  
Shelby, MI 49455  
P: 231.861.2194  
F: 231.861.6678  
[www.mediatechnologies.com](http://www.mediatechnologies.com)  
[sales@mediatechnologies.com](mailto:sales@mediatechnologies.com)

PURE MICHIGAN®

# DUO CONNECTOR

---

## Occasional Tables



DUC-2424-C-14

24"D X 24"W X 14"H

# DUO CONNECTOR



## DUO CONNECTOR TABLES

- Use to create unique interactive environments and configurations with other Duo components.
- High pressure laminate top.
- Several modules available in open or closed configurations.
- Power and connectivity options available. See our Connect brochure for details.

### DUO RECTANGLE CLOSED STANDARD SIZES

MODEL	DEPTH"	WIDTH"	HEIGHT"
DUC-2418-C-	24	18	14/21
DUC-2420-C-	24	20	14/21
DUC-2436-C-	24	36	14/21
DUC-2452-C-	24	52	14/21

### RECTANGLE OPEN STANDARD SIZES

DUC-2418-O-	24	18	14/21
DUC-2420-O-	24	20	14/21
DUC-2436-O-	24	36	14/21
DUC-2452-O-	24	52	14/21

### DUO SQUARE CLOSED STANDARD SIZES

MODEL	DEPTH"	WIDTH"	HEIGHT"
DUC-2424-C-	24	24	14/21

### SQUARE OPEN STANDARD SIZES

DUC-2424-O-	24	24	14/21
-------------	----	----	-------

### DUO 45° WEDGE STANDARD SIZES

MODEL	DEPTH"	WIDTH"	HEIGHT"
DUC-2420-CR45-	24	20	14/21

### 45° WEDGE OPEN STANDARD SIZES

DUC-2420-OR45-	24	20	14/21
----------------	----	----	-------

### 45° WEDGE FLAT STANDARD SIZES

DUC-2420-FR45-	24	20	14/21
----------------	----	----	-------

## To Order, Choose Finish Selections & Options

**Table Top:** Choose your high pressure laminate.


**Edges:** Choose from our selection of PVC edgebands.

**Base:** Choose a high pressure laminate or wood veneer.

See **mediatechnologies**® Finish and Color Guide for choices at [www.mediatechnologies.com](http://www.mediatechnologies.com).

### ● POWER/CONNECTIVITY \*Available on Closed units only.

- 2 power/2 active USB/1 open port
- 72" long cord
- Black or white finish



### DUO 90° WEDGE CURVED STANDARD SIZES

MODEL	DEPTH"	WIDTH"	HEIGHT"
DUC-2435-CR90-	24	35	14/21

### 90° WEDGE OPEN STANDARD SIZES

DUC-2435-OR90-	24	35	14/21
DUC-2452-OR90-	24	52	14/21

### General Specifications

**Table Top:** Table tops are 1" thick engineered wood core, with .050" high-pressure laminate top surface and .030" phenolic backer. Edges are 3mm PVC.

**Base Assembly:** The base assembly is fabricated from 1" thick engineered wood core with premium grade oak or maple faces or HPL faces. Edges are 3mm PVC.

**Leg Assemblies:** Legs are fabricated from 5/16" plate steel and include a curved profile with a square mounting plate. The bottom of each leg is fitted with a threaded weld nut and 1-7/8" black leveling glide.

**Power/Connectivity:** Power/connectivity units are offered as an option, each table can accept one unit. The unit will be mounted centered in and flush to the top surface and are liquid resistant.



cs-duoconnector-190418

892 Industrial Park Drive  
Shelby, MI 49455  
P: 231.861.2194  
F: 231.861.6678  
[www.mediatechnologies.com](http://www.mediatechnologies.com)  
[sales@mediatechnologies.com](mailto:sales@mediatechnologies.com)

PURE MICHIGAN®