

### General Specification:

**Seat:** Engage seat is constructed with 4/4 Alder hardwood and is glued and stapled. 4/4 hardwood corner blocks are glued and stapled to the inner seat frame. The seat is then covered with 5" of foam with 1.8 density and a 36 ILD rating.

**Back:** The back is constructed with 4/4 Alder hardwood and is glued and stapled. 4/4 hardwood corner blocks are glued and stapled to the inner back frame. The back is then covered with 2.5" of foam with 1.8 density and a 24 ILD rating. The back is secured to the seat with T-nuts and 4 bolts.

**Arms:** are constructed with 4/4, 5/4 and 6/4 Alder hardwood and is glued and stapled. 4/4 hardwood corner blocks are glued and stapled to the inner frame. The arms are then prepared with emelin and covered with 1/2" of foam. Arms are attached to the seat and back frame with T-nuts and 3 bolts. *Note: Arms are identified as "right" or "left" from the perspective of one who is seated in the seat.*

**Metal Legs:** Steel post leg is a 16 GA 1-1/2" round 3-1/2"H tube style leg weldment with a 3-1/2" x 3-7/8" steel mounting plate and a 1-7/8" black leveling glide. Customer specifies powder coat color.

**Metal Duo Legs:** Legs are fabricated from 5/16" plate steel and include a curved profile with a square mounting plate. The bottom of each leg is fitted with a threaded weld nut and a 1-7/8" black levelling glide.

**Casters:** Casters are Softec, twin-wheel, 75mm diameter and non-locking. *All models that include casters also receive a lift handle mounted to the rear of the seat back.*

**Rocker Base:** Two 5/4 Hardwood rails. Thermally Fused Laminate board make up the rocking base. Base is attached to the Engage seat using screws.

**Wood Post Legs:** Wood post 3-1/2" x 3-1/2" with a 45° chamfer bottom edge. Posts are attached via 5/16"-18 bolt, washer and propeller nut. Can be finished in any desired wood stain.

### Model number suffixes for legs, casters and rocker base:

4D – metal Duo legs  
2D – 2 Duo legs and 2 casters  
4S – 4 metal legs  
2S – 2 metal legs and 2 casters  
4W – 4 wood legs  
2W – 2 wood legs and 2 casters  
4C – 4 casters  
RB – Rocker Base

**Connectivity Options:** Engage Seating can be fitted with connectivity accessories on the right or left side of the seat. Use the suffix -ER to indicate connectivity location to be the right side or use -EL to indicate connectivity location to be the left side. **Note:** "Right" and "left" are determined from the perspective of one who is seated in the seat.



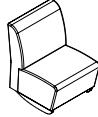
EN-3029-4D



ENL-2829-4D



ENR-2829-4D



ENA-2529-RB

Engage															
Model Number	Base	Seat/ Back	Seat hgt.	Arms	Wgt.	COM Yd.	List Prices								
							Grade 1 COM	Grade 2	Grade 3	Grade 4	Grade 5	Grade 6	Grade 7	Grade 8	Grade 9
EN-3029-(grade)-4D	4 Metal Duo	Uph	18"	Right & Left	53	5	\$2,764	\$2,897	\$3,145	\$3,320	\$3,566	\$3,745	\$3,960	\$4,134	\$4,344
EN-3029-(grade)-2D	2 Metal Duo, 2 Casters														
EN-3029-(grade)-4S	4 Metal														
EN-3029-(grade)-2S	2 Metal, 2 Casters														
EN-3029-(grade)-4W	4 Wood														
EN-3029-(grade)-2W	2 Wood, 2 Casters														
EN-3029-(grade)-4C	4 Casters														
EN-3029-(grade)-RB	Rocker Base	Uph	18"	Right & Left	53	5	\$2,895	\$3,029	\$3,276	\$3,452	\$3,697	\$3,876	\$4,092	\$4,266	\$4,475
ENL-2829-(grade)-4D	4 Metal Duo	Uph	18"	Left	45	3.75	\$2,534	\$2,653	\$2,832	\$2,974	\$3,179	\$3,325	\$3,480	\$3,640	\$3,809
ENL-2829-(grade)-2D	2 Metal Duo, 2 Casters														
ENL-2829-(grade)-4S	4 Metal														
ENL-2829-(grade)-2S	2 Metal, 2 Casters														
ENL-2829-(grade)-4W	4 Wood														
ENL-2829-(grade)-2W	2 Wood, 2 Casters														
ENL-2829-(grade)-4C	4 Casters														
ENR-2829-(grade)-4D	4 Metal Duo	Uph	18"	Right	45	3.75	\$2,534	\$2,653	\$2,832	\$2,974	\$3,179	\$3,325	\$3,480	\$3,640	\$3,809
ENR-2829-(grade)-2D	2 Metal Duo, 2 Casters														
ENR-2829-(grade)-4S	4 Metal														
ENR-2829-(grade)-2S	2 Metal, 2 Casters														
ENR-2829-(grade)-4W	4 Wood														
ENR-2829-(grade)-2W	2 Wood, 2 Casters														
ENR-2829-(grade)-4C	4 Casters														

Prices and specifications subject to change without notice

P-ENGAGE-251124



ENA-2529-4D



ENA-2529-2D




ENAW-3035-4D


### Engage

Model Number	Base	Seat/ Back	Seat hgt.	Arms	Wt	COM Yd.	List Prices									
							Grade 1 COM	Grade 2	Grade 3	Grade 4	Grade 5	Grade 6	Grade 7	Grade 8	Grade 9	
ENA-2529-(grade)-4D	4 Metal Duo	Uph	18"	No	34	2.5	\$2,302	\$2,411	\$2,517	\$2,627	\$2,790	\$2,902	\$3,017	\$3,135	\$3,260	
ENA-2529-(grade)-2D	2 Metal Duo, 2 Casters															
ENA-2529-(grade)-4S	4 Metal															
ENA-2529-(grade)-2S	2 Metal, 2 Casters															
ENA-2529-(grade)-4W	4 Wood															
ENA-2529-(grade)-2W	2 Wood, 2 Casters															
ENA-2529-(grade)-4C	4 Casters															
ENA-2529-(grade)-RB	Rocker Base	Uph	18"	No	34	2.5	\$2,433	\$2,543	\$2,649	\$2,758	\$2,923	\$3,033	\$3,149	\$3,267	\$3,392	
ENATL-2529-(grade)-4D	4 Metal Duo	Uph	18"	Tablet Arm, Left	34	2.5	\$2,708	\$2,815	\$2,924	\$3,031	\$3,196	\$3,308	\$3,420	\$3,536	\$3,657	
ENATL-2529-(grade)-2D	2 Metal Duo, 2 Casters															
ENATL-2529-(grade)-4S	4 Metal															
ENATL-2529-(grade)-2S	2 Metal, 2 Casters															
ENATL-2529-(grade)-4W	4 Wood															
ENATL-2529-(grade)-2W	2 Wood, 2 Casters															
ENATL-2529-(grade)-4C	4 Casters															
ENATR-2529-(grade)-4D	4 Metal Duo	Uph	18"	Tablet Arm, Right	34	2.5	\$2,708	\$2,815	\$2,924	\$3,031	\$3,196	\$3,308	\$3,420	\$3,536	\$3,657	
ENATR-2529-(grade)-2D	2 Metal Duo, 2 Casters															
ENATR-2529-(grade)-4S	4 Metal															
ENATR-2529-(grade)-2S	2 Metal, 2 Casters															
ENATR-2529-(grade)-4W	4 Wood															
ENATR-2529-(grade)-2W	2 Wood, 2 Casters															
ENATR-2529-(grade)-4C	4 Casters															
ENAW-3035-(grade)-4D	4 Metal Duo	Uph	18"	No	34	3	\$2,290	\$2,457	\$2,685	\$3,037	\$3,464	\$3,824	\$4,226	\$4,671	\$5,162	
ENAW-3035-(grade)-2D	2 Metal Duo, 2 Casters															
ENAW-3035-(grade)-4S	4 Metal															
ENAW-3035-(grade)-2S	2 Metal, 2 Casters															
ENAW-3035-(grade)-4W	4 Wood															
ENAW-3035-(grade)-2W	2 Wood, 2 Casters															
ENAW-3035-(grade)-4C	4 Casters															
EN-5329-(grade)-4D	4 Metal Duo	Uph	18"	Right & Left	75	7	\$3,824	\$4,119	\$4,502	\$4,826	\$5,255	\$5,585	\$5,935	\$6,309	\$6,706	
EN-5329-(grade)-2D	2 Metal Duo, 2 Casters															
EN-5329-(grade)-4S	4 Metal															
EN-5329-(grade)-2S	2 Metal, 2 Casters															
EN-5329-(grade)-4W	4 Wood															
EN-5329-(grade)-2W	2 Wood, 2 Casters															
EN-5329-(grade)-4C	4 Casters															

## Seating




EN-5329-4D



ENL-5129-4D



ENR-5129-4D



ENA-4829-4D

### Engage

Model Number	Base	Seat/ Back	Seat hgt.	Arms	Wt	COM Yd.	List Prices								
							Grade 1 COM	Grade 2	Grade 3	Grade 4	Grade 5	Grade 6	Grade 7	Grade 8	Grade 9
ENL-5129-(grade)-4D	4 Metal Duo	Uph	18"	Left	65	5.75	\$3,556	\$3,839	\$4,165	\$4,463	\$4,856	\$5,156	\$5,482	\$5,826	\$6,193
ENL-5129-(grade)-2D	2 Metal Duo, 2 Casters														
ENL-5129-(grade)-4S	4 Metal														
ENL-5129-(grade)-2S	2 Metal, 2 Casters														
ENL-5129-(grade)-4W	4 Wood														
ENL-5129-(grade)-2W	2 Wood, 2 Casters														
ENL-5129-(grade)-4C	4 Casters														
ENR-5129-(grade)-4D	4 Metal Duo	Uph	18"	Right	65	5.75	\$3,556	\$3,839	\$4,165	\$4,463	\$4,856	\$5,156	\$5,482	\$5,826	\$6,193
ENR-5129-(grade)-2D	2 Metal Duo, 2 Casters														
ENR-5129-(grade)-4S	4 Metal														
ENR-5129-(grade)-2S	2 Metal, 2 Casters														
ENR-5129-(grade)-4W	4 Wood														
ENR-5129-(grade)-2W	2 Wood, 2 Casters														
ENR-5129-(grade)-4C	4 Casters														
ENA-4829-(grade)-4D	4 Metal Duo	Uph	18"	No	56	4.5	\$3,287	\$3,557	\$3,826	\$4,097	\$4,457	\$4,733	\$5,026	\$5,335	\$5,664
ENA-4829-(grade)-2D	2 Metal Duo, 2 Casters														
ENA-4829-(grade)-4S	4 Metal														
ENA-4829-(grade)-2S	2 Metal, 2 Casters														
ENA-4829-(grade)-4W	4 Wood														
ENA-4829-(grade)-2W	2 Wood, 2 Casters														
ENA-4829-(grade)-4C	4 Casters														

### Set Up Charges and Upcharges for Non-Standard and Custom Finishes

Model Number	Description	List Price
Group 2 Powder Coat	Set up charge, per color, per order, for Group 2 Powder Coat	\$361
Custom Finish	Upcharge for custom stain finish	\$701
Non-Standard Stain	Upcharge for non-standard stains already matched	\$304
Sprayon Finish	Upcharge, per color, per order, for Sprayon finish	\$361

**Required to order:** Model # including options if applicable

- Fabric grade and selection
- Powder coat selection
- HPL selection (if applicable)


### General Specifications

**Seat:** Engage seat is constructed with 4/4 Alder hardwood and is glued and stapled. 4/4 hardwood corner blocks are glued and stapled to the inner seat frame. The seat is then covered with 5" of foam with 1.8 density and a 36 ILD rating.

**Back:** The back is constructed with 4/4 Alder hardwood and is glued and stapled. 4/4 hardwood corner blocks are glued and stapled to the inner back frame. The back is then covered with 2.5" of foam with 1.8 density and a 24 ILD rating. The back is secured to the seat with T-nuts and 4 bolts.

**Glides:** Seats are fitted with 1"H ABS self-levelling glides.

**Connectivity Options:** Engage Seating can be fitted with connectivity accessories on the right or left side of the seat. Use the suffix -ER to indicate connectivity location to be the right side or use -EL to indicate connectivity location to be the left side. **Note:** "Right" and "left" are determined from the perspective of one who is seated in the seat.



ENA-2529



ENAW-3035



ENA-4829

#### Engage Jr.

Model Number	Base	Seat	Back	Seat hgt.	Arms	Wgt.	COM Yd.	List Prices								
								Grade 1 COM	Grade 2	Grade 3	Grade 4	Grade 5	Grade 6	Grade 7	Grade 8	Grade 9
ENAJ-2529	Self-levelling Glides	Uph	Uph	16"	No	34	2.5	\$2,302	\$2,411	\$2,518	\$2,627	\$2,791	\$2,902	\$3,017	\$3,135	\$3,260
ENAWJ-3035	Self-levelling Glides	Uph	Uph	16"	No	34	3	\$2,290	\$2,457	\$2,685	\$3,037	\$3,464	\$3,824	\$4,226	\$4,671	\$5,162
ENAJ-4829	Self-levelling Glides	Uph	Uph	16"	No	56	4.5	\$3,287	\$3,557	\$3,826	\$4,097	\$4,457	\$4,733	\$5,026	\$5,335	\$5,664

**Required to order:** Model # including options if applicable  
 • Fabric grade and selection