

# FULL TIME COLLECTION

---

## Ottoman



FTC-30

30° CURVE x 18"H

# FULL TIME



30° Curve



60° Curve



Round



Half Round




Pentagon



Square



Rectangle



Crescent

## FULL TIME

- All Full Time ottomans have an 18" seat height.
- Fully upholstered seat is 2" of high density foam on a 1" thick assembled wood frame.
- Available with steel legs, casters or oak post legs.
- Steel legs are fitted with a threaded weld nut and 1-7/8" ABS black leveling glide. Default powder coat is 809 Silver.
- FTD-20 models receive (5) 50mm casters, all other models receive (4) or (5) 75mm casters.
- FTC-30 is designed to conform to the concave side of a Drift curved mobile bookcase, 90° Cirrus curved table and Cheesewall privacy divider.
- FTC-60 is the equivalent of (2) FTC-30s (60° curve).

### CURVE STANDARD SIZES

MODEL	CURVE	RETURNS"	HEIGHT"
FTC-30	30°	24	18
FTC-60	60°	24	18

### ROUND STANDARD SIZES

MODEL	DIA.	HEIGHT"
FTD-20	20	18
FTD-30	30	18
FTD-36	36	18
FTD-51	51	18

### HALF ROUND STANDARD SIZES

MODEL	DEPTH"	WIDTH"	HEIGHT"
FTHD-48	24	48	18

## To Order, Choose Finish Selections & Options

**Seat:** Choose fabric for seat cushion.

**Steel Legs:** Choose from our selection of powder coats.

See **mediatechnologies'** Finish selections at <https://www.mediatechnologies.com/resources/finishes>  
View our fabric choices at <https://www.mediatechnologies.com/resources/fabrics>

### PENTAGON STANDARD SIZES

MODEL	RETURNS"	HEIGHT"
FTP-18	18	18
FTP-24	24	18

### CRESCENT STANDARD SIZES

MODEL	DEPTH"	WIDTH"	HEIGHT"
SCO-0020	17	20	18
SCO-0030	25	30	18
SCO-0036	30	36	18
SCO-0051	43	51	18

### SQUARE STANDARD SIZES

MODEL	WIDTH"	HEIGHT"
FTS-2424	24	18
FTS-3636	36	18

### RECTANGLE STANDARD SIZES

MODEL	DEPTH"	WIDTH"	HEIGHT"
FTR-1836	18	36	18
FTR-2436	24	36	18
FTR-2448	24	48	18

## General Specifications

**Seat:** Fully upholstered seat fabricated in round, pentagonal, square, rectangular and curve shapes. Seat basis is 2" of high density foam on a 1" thick assembled frame. Visit the mediatechnologies' website for fabric selection options.

**Models with Leg Assemblies:** Steel post legs are fabricated from 5/16" plate steel and include a curved profile with a square mounting plate. The bottom of each leg is fitted with a threaded weld nut and 1-7/8" black leveling glide. Wood legs are 3-1/3" x 3-1/2" hardwood with a 45 degree chamfer at the bottom edge. Wood post legs are attached 5/16"-18 bolt, washer and propeller nut.


**Models with Casters:** Casters are mounted to the base with a square mounting plate. FTD-20 models receive (5) 50mm casters, all other models receive (4) or (5) 75mm casters.

# FULL TIME

## Ottomans at Work



## Full Time Legs & Casters



Standard Steel Leg



Caster



Oak Post Leg

### LEG & Caster Descriptions

Metal legs are fabricated of 5/16" plate steel and include a square mounting plate. The bottom of each leg is fitted with a threaded weld nut and 1-7/8" ABS black leveling glide.

Other leg options include:

- 50mm casters for FTD-20 models.
- 75mm casters for other models.
- Oak post 3-1/2" x 3-1/2" with a 45° chamfer bottom edge. Posts are attached via 5/16"-18 bolt, washer and propeller nut.



Want it with casters or oak post legs?

FTD-20-5C

Add the following suffix to the model number...

- 4C for four casters
- 5C for five casters (pentagon, round, crescent)
- 4W for 4 oak post legs
- 5W for five oak post legs (pentagon, round, crescent)



DUET power unit  
ADUF-1P2U-72-W

### DUET

- For use in upholstered furniture.
- 1 Power / 1 Dual USB.
- 2 amps each USB charging port.
- UL Listed.
- Face mount shown.
- White, silver and black face plate available.
- 72" and 120" cords available.

! Connectivity panels can only be mounted on the flat vertical surfaces of Full Time ottomans.

Possible Nested Fulltime configurations:



cs-fulltime-210225

892 Industrial Park Drive  
Shelby, MI 49455  
P: 231.861.2194  
F: 231.861.6678  
www.mediatechnologies.com  
sales@mediatechnologies.com

PURE MICHIGAN®

# FULL TIME QUARTERBACK

---

**Ottoman**



FTCOQR-0036-18-5D

36"DIA x 18"H

# FULL TIME QUARTERBACK



FTCOQR-0036-18-5D

## FULL TIME QUARTERBACK

- Crescent shaped seat with 18" seat height.
- 9" tall fully upholstered seat back.
- Seat back is 6" of high density foam at its base and tapers up to 3.5" of foam at the top.
- Fully upholstered seat is 2" of high density foam on a 1" thick assembled wood frame.
- Choose from steel Duo legs, steel post legs, wood legs or casters.
- Junior versions are fitted with ABS self-leveling glides.

## To Order, Choose Finish Selections & Options

**Seat:** Choose from our selection of fabrics for seat.

**Seat Back:** Choose from our selection of fabrics for seat back.

**Leg finish, if applicable:** Choose from our selection of powder coats or wood finishes, as applicable.

See **mediatechnologies'** finish selections at <https://www.mediatechnologies.com/resources/finishes>

View our fabric choices at <https://www.mediatechnologies.com/resources/fabrics>

## FULL TIME QUARTERBACK STANDARD SIZES

MODEL	DIAMETER	SEAT HEIGHT	OVERALL HEIGHT
FTCOQR-0036-18-	36	18	33
FTCOQL-0036-18-	36	18	33
FULL TIME QUARTERBACK JR STANDARD SIZES			
FTCOQRJ-0036-18-	36	16	31
FTCOQLJ-0036-18-	36	16	31

## General Specifications

**Seat:** Fully upholstered seat. Interior construction consists of a 1" thick structural wood frame wrapped with 1/2" thick, 2.3# density foam on the sides. Seat base is 2" of high density foam. Customer specifies upholstery fabric(s).

**Seat Quarter Back:** 9" tall fully upholstered seat back. Seat back is 6" of high density foam at its base and tapers up to 3.5" of foam at the top. The seat back is built on a 1" thick rectangular wooden panel. Seat and seat back are joined by internal posts. Customer specifies upholstery fabric(s).

**Steel Legs - Duo-Style (D):** Steel post legs are fabricated from 5/16" powder coated plate steel and include a curved profile with a square mounting plate. The bottom of each leg is fitted with a threaded weld nut and 1-7/8" black leveling Glide. Customer specifies powder coat color.

**Steel Legs - Round Post (S):** Steel post leg is a 16 GA 1-1/2" round 3-1/2"H tube style leg weldment with a 3-1/2" x 3-7/8" steel mounting plate and a 1-7/8" black leveling glide. Customer specifies powder coat color.

**Wood Legs:** Wood legs are 3-1/3" x 3-1/2" hardwood with a 45 degree chamfer at the bottom edge. Wood post legs are attached 5/16"-18 bolt, washer and propeller nut. Wood legs can be finished in any of our standard wood (Oak, Maple or Sprayed) finishes. Customer specifies wood leg finish.

**Castors:** (5) 75mm swivel casters are mounted to the base with a square mounting plate. Casters are black.

**Self Leveling Glides (JR models):** Self-leveling Glides are constructed of heavy duty steel, thermoplastic polyurethane and impact resistant nylon. Average installation height is 1-1/8". Glides are black.



cs-FulltimeQuarterback-221115

892 Industrial Park Drive  
Shelby, MI 49455  
P: 231.861.2194  
F: 231.861.6678  
[www.mediatechnologies.com](http://www.mediatechnologies.com)  
[sales@mediatechnologies.com](mailto:sales@mediatechnologies.com)

PURE MICHIGAN®



# FULL TIME HALFBACK

---

## Interactive



FTCBV2-60  
FTRB2-2460

60° Curve, 24" Returns, 28.2"D X 54"W X 18"SH  
24"D X 60"W X 18"SH

# FULL TIME HALFBACK



FTSB2-2424



FTCBV2-60

## FULL TIME HALFBACK

- ... because who wouldn't want the luxury of an ottoman with a back?
- Mix and match square, rectangle and curve Full Time Halfback units with Full Time Ottomans and Full Time Ottobles for a unique seating experience.
- Fully upholstered, tapered seat backs are connected to the seat via two internal posts. No panels on curved seat backs
- Fully upholstered 18"H seat sits upon 4 steel legs (powder coat of your choosing) with black adjustable leveling glides.
- Also available with 75mm casters or oak post legs.
- "Junior" 16" seat height models are available with 1" self-leveling glides
- Curve models have 24" returns to mate with square and rectangle models. Inside and outside curve (FTCBX) models available.
- See our Connect brochure for power and connectivity options.

### FULL TIME HALFBACK STANDARD SIZES

MODEL	DEPTH"	WIDTH"	SEAT HEIGHT"
OVERALL HEIGHT 33"			
FTSB2-2424	24	24	18
FTRB2-2436	24	36	18
FTRB2-2448	24	48	18
FTRB2-2460	24	60	18

### FULL TIME HALFBACK CURVE STANDARD SIZES

MODEL	CURVE"	DEPTH"	WIDTH"	SEAT HEIGHT"
OVERALL HEIGHT 33"				
FTCBV2-60	60	28.2	54	18
FTCBV2-60-7224	60	30.6	72	18
FTCBX2-60	60	28.2	54	18
FTCBX2-60-7224	60	30.6	72	18

### To Order, Choose Finish Selections & Options

**Upholstery:** Choose fabric for seat and back cushion.

**Steel Legs:** Choose Powder Coat.

See **mediatechnologies'** Finish and Color Guide for choices at [www.mediatechnologies.com](http://www.mediatechnologies.com).

Download the **Curved Seating Compatibility Guide** to learn which table and bookcase items work with curved Full Time Ottomans and Halfbacks at [www.mediatechnologies.com](http://www.mediatechnologies.com).

### General Specifications

**Seat:** Fully upholstered seat fabricated in square, rectangular and curve shapes. Seat base is 2" of high density foam on a 1" thick assembled wooden frame. Seat back is 5" of high density foam at its base and tapers to 3.5" of foam at the top. The seat back is built on a 1" thick interior rectangular wooden panel. Seat backs are joined to seats by two internal posts.

**Models with Leg Assemblies:** Powder coated steel post legs are fabricated from 5/16" plate steel and include a curved profile with a square mounting plate. The bottom of each leg is fitted with a threaded weld nut and 1-7/8" black leveling glide.

Wood legs are 3-1/3" x 3-1/2" hardwood with a 45 degree chamfer at the bottom edge. Wood post legs are attached 5/16"-18 bolt, washer and propeller nut.

**Models with Casters:** Casters are mounted to the base with a square mounting plate. All models receive (4) or (5) 75mm casters.

**Juniors Models:** Junior models receive black 1"H self-leveling glides.

**Note:** The square and rectangle Full Time Halfbacks represented on this sheet are the new internal post construction models. If you require the previous version of the square and/or rectangle Full Time Halfbacks (back and seat joined by a laminate back panel), please contact the factory.



cs-fulltime-halfback-220726

892 Industrial Park Drive  
Shelby, MI 49455  
P: 231.861.2194  
F: 231.861.6678  
[www.mediatechnologies.com](http://www.mediatechnologies.com)  
[sales@mediatechnologies.com](mailto:sales@mediatechnologies.com)

PURE MICHIGAN®

# FULL TIME OTTABLES

---

## Occasional Tables



FTDT-36-5C

36"DIA X 18"H



# FULL TIME OTTABLES



FTRT-2436  
Rectangle



FTDT-36  
Round



FTST-3636  
Square

## FULL TIME OTTABLES

- Upholstered 1" thick assembled wood frame is topped with a 1" thick high pressure laminate work surface.
- Work surface is 18" high with 3mm PVC edges.
- Equipped with steel Duo legs with leveling glides.
- Casters are optional.
- Mates well with Full Time Ottomans!

### ROUND STANDARD SIZES

MODEL	DIA.	HEIGHT"
FTDT-20	20	18
FTDT-36	36	18
FTDT-51	51	18

### CURVE STANDARD SIZES

MODEL	CURVE	RETURNS	HEIGHT
FTCT-60	60°	24	18

### SQUARE STANDARD SIZES

MODEL	WIDTH"	HEIGHT"
FTST-2424	24	18
FTST-3636	36	18

### RECTANGLE STANDARD SIZES

MODEL	DEPTH"	WIDTH"	HEIGHT"
FTRT-1836	18	36	18
FTRT-2436	24	36	18
FTRT-2448	24	48	18

## To Order, Choose Finish Selections & Options

**Upholstery:** Choose upholstery.

**Work surface:** Choose a high pressure laminate.

**Edges:** Choose from our selection of PVC edges.

**Steel Legs:** Choose from our selection of powder coats.

See **mediatechnologies'** finish selections at  
<https://www.mediatechnologies.com/resources/finishes>  
 View our fabric choices at  
<https://www.mediatechnologies.com/resources/fabrics>

### EDGE TYPES



### CASTERS



### CONNECTIVITY

See our Connect Brochure.

Connectivity available in worksurface only.

### General Specifications

**Work surface:** Work surfaces are 1" thick, with a 7/8" particleboard core, .050" high-pressure laminate top and a .030 or thicker phenolic backer. Edge is 1/8" PVC. Work surface shapes match the base shapes and are available in round, square, rectangle and 30° curve shapes.

**Base:** Upholstered base fabricated in round, square, rectangle and 60° curve shapes. Interior construction consists of a structural wood frame wrapped with 1/2" thick, 2.3# density foam on the sides with a Dacron slip cover.

**Leg Assemblies:** Each leg is a weldment fabricated from 5/16" plate steel with a square mounting plate and curved vertical member. The bottom of each leg is fitted with a threaded weld nut and 1-7/8" black leveling glide. Powder coat finish. Four 75mm diameter casters can be substituted for legs at no charge. (FTD-20 uses (5) 50mm diameter casters.)



cs-fulltime\_ottables-211020


892 Industrial Park Drive  
 Shelby, MI 49455  
 P: 231.861.2194  
 F: 231.861.6678  
[www.mediatechnologies.com](http://www.mediatechnologies.com)  
[sales@mediatechnologies.com](mailto:sales@mediatechnologies.com)

PURE MICHIGAN®

# FULL TIME JR.

---

## Ottoman




FTCJ-60

60° CURVE x 16"H

# FULL TIME JR.



Pentagon




Square




Rectangle




Round



60° Curve



Half Round



Crescent

## FULL TIME JR.

- All Full Time Jr. ottomans have a 16" seat height.
- Fully upholstered seat is 2" of high density foam on a 1" thick assembled wood frame.
- Fitted with ABS self-leveling glides.
- FTCJ-30 is designed to conform to the concave side of a Drift curved mobile bookcase, 90° Cirrus curved table and Cheesewall privacy divider.
- FTCJ-60 is the equivalent of (2) FTCJ-30s (60° curve).

### CURVE STANDARD SIZES

MODEL	CURVE	RETURNS	HEIGHT"
FTCJ-30	30°	24	16
FTCJ-60	60°	24	16

### SQUARE STANDARD SIZES

MODEL	WIDTH"	HEIGHT"
FTSJ-2424	24	16
FTSJ-3636	36	16

### HALF ROUND STANDARD SIZES

MODEL	DEPTH"	WIDTH"	HEIGHT"
FTHDJ-48	24	48	16

### ROUND STANDARD SIZES

MODEL	DIA.	HEIGHT"
FTDJ-20	20	16
FTDJ-30	30	16
FTDJ-36	36	16
FTDJ-51	51	16

### PENTAGON STANDARD SIZES

MODEL	RETURNS"	HEIGHT"
FTPJ-18	18	16
FTPJ-24	24	16

## To Order, Choose Finish Selections & Options

**Seat:** Choose fabric for seat cushion.

See **mediatechnologies**® fabric choices at  
<https://www.mediatechnologies.com/resources/fabrics>

### RECTANGLE STANDARD SIZES

MODEL	DEPTH"	WIDTH"	HEIGHT"
FTRJ-1836	18	36	16
FTRJ-2436	24	36	16
FTRJ-2448	24	48	16

### CRESCENT STANDARD SIZES

MODEL	DEPTH"	WIDTH"	HEIGHT"
FTCOJ-0020	17	20	16
FTCOJ-0030	25	30	16
FTCOJ-0036	30	36	16
FTCOJ-0051	43	51	16



### General Specifications

**Seat:** Fully upholstered seat fabricated in round, pentagonal, square, rectangular and 30° curve shapes. Seat base is 2" of high density foam on a 1" thick assembled frame.

All models are fitted with ABS self-leveling glides.



892 Industrial Park Drive  
 Shelby, MI 49455  
 P: 231.861.2194  
 F: 231.861.6678  
[www.mediatechnologies.com](http://www.mediatechnologies.com)  
[sales@mediatechnologies.com](mailto:sales@mediatechnologies.com)

PURE MICHIGAN®

cs-fulltimeJR-200406