

### Modular Circulations Desks

#### General Specifications- HPL

**Modular Case System:** Each case module is fully assembled, allowing for simple field assembly of the complete circulation desk as well as for easy reconfiguration, if necessary. Cases connect with male/female threaded metal connectors.

**Top:** Tops are 1-1/4" thick, three ply engineered wood construction with .050" high pressure laminate, HPL and a phenolic backer sheet. The edges of the top are edged with 1/8" PVC with 1/8" radius top and bottom.

**Case Construction:** Desk modules are constructed of 3/4" thick, three ply engineered wood panel construction with .030" high pressure laminate faces. All modules utilize a 3/4" recessed front design, with (2) 4" high accent strips (one at the bottom and one near or at the top). Cabinets are assembled using glue and dowel joinery. One finished end panel is required for each exposed end of a complete desk assembly.

**Accent End/ Intermediate Panel:** Decorative End and Intermediate Panels are 1-1/4" thick, engineered wood construction with .030" high pressure laminate faces. The patron side is Sloped (Keystone) or has a Radius side (Malibu). The edges of every side are edged with 1/8" PVC.

**Adjustable Shelves:** Adjustable shelves are 3/4" thick three ply engineered wood construction with .030" high pressure laminate faces. The exposed edges are edged with 1/8" PVC. Shelves are adjustable on 32mm increments.

**Drawers:** Drawers are constructed of 18mm nine ply plywood. Drawers have 3/4" thick fronts with .030" high pressure laminate faces, edges of every side are edged with 1/8" PVC. Box drawers have 100 lb. full extension slides, file drawers have 100 lb. full extension slides.

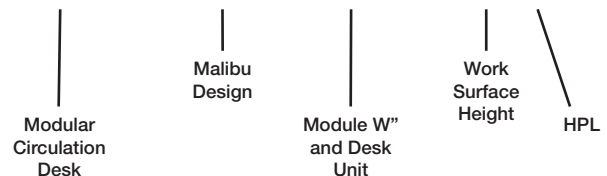
**Doors:** Doors are constructed of 3/4" thick, three ply engineered wood construction with plain sliced "A" grade hardwood veneer faces and edged on all sides with 1/8" solid hardwood. Door hardware includes concealed hinges, fully adjustable in all 3 axes, and wire pulls.

**Continuous Top Construction:** Tops may be specified as continuous.

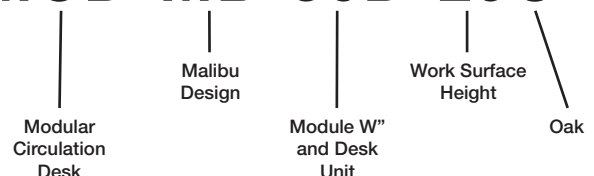
**Locks:** Units may be specified with doors and/or drawers locking, keyed random or alike.

**Depressible Book Truck:** uses a spring loaded steel scissor lift mechanism set within the body of the unit, under the descending platform base. Unit moves on 3" ball bearing soft rubber casters.

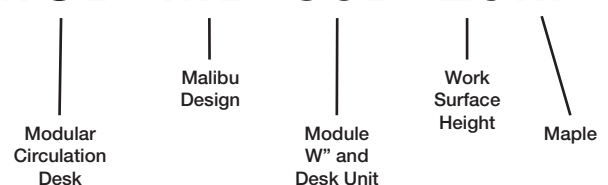
#### MCD-MB-36D-29L



#### MCD-MB-36D-29O



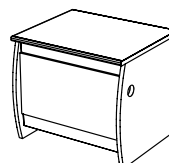
#### MCD-MB-36D-29M



**L:** High Pressure Laminate

**O:** Oak

**M:** Maple



**Malibu:** a modern style design using curved end panels with laminate inlay details at top and bottom applied to the patron side of most modular units. Model Number example for Malibu Desk unit; MCD-MB-36D-29

#### General Specifications- Veneer

**Modular Case System:** Each case module is fully assembled, allowing for simple field assembly of the complete circulation desk as well as for easy reconfiguration, if necessary. Cases connect with male/female threaded metal connectors.

**Top:** Tops are 1-1/4" thick, three ply engineered wood construction with .050" high pressure laminate, HPL and a phenolic backer sheet. The patron side is edged with 1" x 1-1/4" solid hardwood band with a 1/2" radius top and bottom. The edges and back side of the top are edged with 1/8" solid hardwood.

**Case Construction:** Desk modules are constructed of 3/4" thick, three ply engineered wood construction with plain sliced "A" grade hardwood veneer sorted for color and grain. All modules shall have sequenced veneer fronts to have a consistent grain and color pattern throughout desk. All modules utilize a 3/4" recessed front design, with (2) 4" high accent strips (one at the bottom and one near or at the top). Cabinets are assembled using glue and dowel joinery. One finished end panel is required for each exposed end of a complete desk assembly.

**Accent End/ Intermediate Panel:** Decorative End and Intermediate Panels are 1-1/4" thick, engineered wood construction with "A" grade veneer faces. The patron side is Sloped (Keystone) or has a Radius side (Malibu). The edges of every side are edged with 1/8" solid hardwood.

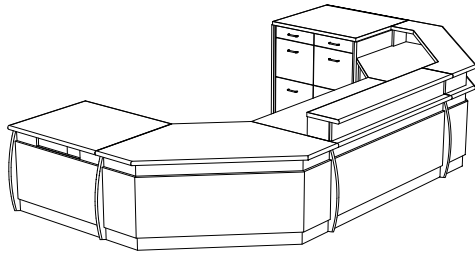
**Adjustable Shelves:** Adjustable shelves are 3/4" thick three ply engineered wood construction with "A" grade hardwood veneer faces. The exposed edges are edged with 1/8" solid wood. Shelves are adjustable on 32mm increments.

**Drawers:** Drawers are constructed of 18mm nine ply plywood. Drawers have 3/4" thick fronts with "A" grade hardwood veneer. Box drawers have 100 lb. full extension slides, file drawers have 100 lb. full extension slides.

**Doors:** Doors are constructed of 3/4" thick, three ply engineered wood construction with plain sliced "A" grade hardwood veneer faces and edged on all sides with 1/8" solid hardwood. Door hardware includes concealed hinges, fully adjustable in all 3 axes, and wire pulls.

**Locks:** Units may be specified with doors and/or drawers locking, keyed random or alike.

**Depressible Book Truck:** uses a spring loaded steel scissor lift mechanism set within the body of the unit, under the descending platform base. Unit moves on 3" ball bearing soft rubber casters.



Desk Units				
36" Wide	Model Number	Description	Wgt.	List Price
	MCD-MB-36D-29	Desk Unit, 36"W X 30"D X 29" H	120	\$4,642
	MCD-MB-36D-32	Desk Unit, 36"W X 30"D X 32" H	126	\$4,642
	MCD-MB-36D-39	Desk Unit, 36"W X 30"D X 39" H	141	\$4,815
	MCD-MB-36D-32-ADJ	Desk Unit, 36"W X 30"D X ADJ. H	126	\$5,052
48" Wide	Model Number	Description	Wgt.	List Price
	MCD-MB-48D-29	Desk Unit, 48"W X 30"D X 29" H	131	\$6,182
	MCD-MB-48D-32	Desk Unit, 48"W X 30"D X 32" H	138	\$6,182
	MCD-MB-48D-39	Desk Unit, 48"W X 30"D X 39" H	153	\$6,551
	MCD-MB-48D-32-ADJ	Desk Unit, 48"W X 30"D X ADJ. H	138	\$6,735
72" Wide	Model Number	Description	Wgt.	List Price
	MCD-MB-72D-29	Desk Unit, 72"W X 30"D X 29" H	206	\$7,762
	MCD-MB-72D-32	Desk Unit, 72"W X 30"D X 32" H	212	\$7,762
	MCD-MB-72D-39	Desk Unit, 72"W X 30"D X 39" H	230	\$7,787
	MCD-MB-72D-32-ADJ	Desk Unit, 72"W X 30"D X ADJ. H	212	\$8,456
Book Return	Model Number	Description	Wgt.	List Price
	MCD-MB-36BR-29	Book Return, 36"W X 30"D X 29" H	118	\$4,843
	MCD-MB-36BR-32	Book Return, 36"W X 30"D X 32" H	124	\$4,843
	MCD-MB-36BR-39	Book Return, 36"W X 30"D X 39" H	139	\$5,018
Descending Platform BookTrack	Model Number	Description	Wgt.	List Price
	MCD-DBT-1824-21	Depressible Platform Book Truck, 18"D x 24.25"W x 21"H, For curved 29"H Book Return Units and Nomad Book Return	135	\$3,133
	MCD-DBT-1824-24	Depressible Platform Book Truck, 18"D x 24.25"W x 24"H, For Curved 32"-39"H Book Return Units	135	\$3,133
	MCD-DBT-2424-21	Depressible Platform Book Truck, 23.625"D x 24.25"W x 21"H, For 29"H Book Return Units with Extended Chutes and 32"H Keystone and Malibu Book Returns	137	\$3,133
	MCD-DBT-2424-24	Depressible Platform Book Truck, 23.625"D x 24.25"W x 24"H, For 32" and #("H Book Return Units	137	\$3,133
Top Surface Slot Book Return Module with Drawer and Shelf Storage	Model Number	Description	Wgt.	List Price
	MCD-MB-36SBR-TOP-29	Book Return w Top Slot, 36"W X 30"D X 29" H	200	\$6,187
	MCD-MB-36SBR-TOP-32	Book Return w Top Slot, 36"W X 30"D X 32" H	204	\$6,187
	MCD-MB-36SBR-TOP-39	Book Return w Top Slot, 36"W X 30"D X 39" H	218	\$6,225
Cupboard Units	Model Number	Description	Wgt.	List Price
	MCD-MB-36CS-29	Cupboard Unit, 36"W X 30"D X 29" H	189	\$6,091
	MCD-MB-36CS-32	Cupboard Unit, 36"W X 30"D X 32" H	192	\$6,091
	MCD-MB-36CS-39	Cupboard Unit, 36"W X 30"D X 39" H	210	\$6,132

## Circulation Desks

Cupboard Unit With Drawer	Model Number	Description	Wgt.	List Price
	MCD-MB-36CD-29	Cupboard Unit, 36"W X 30"D X 29" H with drawer	201	\$6,731
	MCD-MB-36CD-32	Cupboard Unit, 36"W X 30"D X 32" H with drawer	207	\$6,731
	MCD-MB-36CD-39	Cupboard Unit, 36"W X 30"D X 39" H with drawer	225	\$6,766
Cupboard Unit With 2 & 3 Drawers (Cupboard Left)	Model Number	Description	Wgt.	List Price
	MCD-MB-36C2DL-29	Cupboard Unit, Left, 36"W X 30"D X 29" H with 2 drawers, file/file	222	\$8,075
	MCD-MB-36C2DL-32	Cupboard Unit, Left, 36"W X 30"D X 32" H with 2 drawers, file/file	225	\$8,075
	MCD-MB-36C3DL-32	Cupboard Unit, Left, 36"W X 30"D X 32" H with 3 drawers, box/box/file	230	\$8,329
	MCD-MB-36C3DL-39	Cupboard Unit, Left, 36"W X 30"D X 39" H with 3 drawers, box/file/file	256	\$8,385
Cupboard Unit With 2 & 3 Drawers (Cupboard Right)	Model Number	Description	Wgt.	List Price
	MCD-MB-36C2DR-29	Cupboard Unit, Right, 36"W X 30"D X 29" H with 2 drawers, file/file	222	\$8,075
	MCD-MB-36C2DR-32	Cupboard Unit, Right, 36"W X 30"D X 32" H with 2 drawers, file/file	225	\$8,075
	MCD-MB-36C3DR-32	Cupboard Unit, Right, 36"W X 30"D X 32" H with 3 drawers, box/box/file	230	\$8,329
	MCD-MB-36C3DR-39	Cupboard Unit, Right, 36"W X 30"D X 39" H with 3 drawers, box/file/file	256	\$8,385
Cupboard Unit With Open Storage (Cupboard Left)	Model Number	Description	Wgt.	List Price
	MCD-MB-36COSL-29	Cupboard Unit, Left, 36"W X 30"D X 29" H with open storage	186	\$6,290
	MCD-MB-36COSL-32	Cupboard Unit, Left, 36"W X 30"D X 32" H with open storage	190	\$6,290
	MCD-MB-36COSL-39	Cupboard Unit, Left, 36"W X 30"D X 39" H with open storage	204	\$6,350
Cupboard Unit With Open Storage (Cupboard Right)	Model Number	Description	Wgt.	List Price
	MCD-MB-36COSR-29	Cupboard Unit, Right, 36"W X 30"D X 29" H with open storage	186	\$6,290
	MCD-MB-36COSR-32	Cupboard Unit, Right, 36"W X 30"D X 32" H with open storage	190	\$6,290
	MCD-MB-36COSR-39	Cupboard Unit, Right, 36"W X 30"D X 39" H with open storage	204	\$6,350
Open Storage Units	Model Number	Description	Wgt.	List Price
	MCD-MB-36OS-29	Open Storage, 36"W X 30"D X 29" H	185	\$5,249
	MCD-MB-36OS-32	Open Storage, 36"W X 30"D X 32" H	189	\$5,249
	MCD-MB-36OS-39	Open Storage, 36"W X 30"D X 39" H	202	\$5,277
Open Storage Unit With Drawer	Model Number	Description	Wgt.	List Price
	MCD-MB-36OSD-29	Open Storage, 36"W X 30"D X 29" H with drawer	200	\$6,023
	MCD-MB-36OSD-32	Open Storage, 36"W X 30"D X 32" H with drawer	204	\$6,023
	MCD-MB-36OSD-39	Open Storage, 36"W X 30"D X 39" H with drawer	218	\$6,060

## Circulation Desks

Open Storage Unit With 2 & 3 Drawers (Open Storage Left)	Model Number	Description	Wgt.	List Price
	MCD-MB-360S2DL-29	Open Storage, Left, 36"W X 30"D X 29" H with 2 drawers, file/file	209	\$7,926
	MCD-MB-360S2DL-32	Open Storage, Left, 36"W X 30"D X 32" H with 2 drawers, file/file	212	\$7,926
	MCD-MB-360S3DL-32	Open Storage, Left, 36"W X 30"D X 32" H with 3 drawers, box/box/file	220	\$8,129
	MCD-MB-360S3DL-39	Open Storage, Left, 36"W X 30"D X 39" H with 3 drawers, box/file/file	240	\$8,404
Open Storage Unit With 2 & 3 Drawers (Open Storage Right)	Model Number	Description	Wgt.	List Price
	MCD-MB-360S2DR-29	Open Storage, Right, 36"W X 30"D X 29" H with 2 drawers, file/file	209	\$7,926
	MCD-MB-360S2DR-32	Open Storage, Right, 36"W X 30"D X 32" H with 2 drawers, file/file	212	\$7,926
	MCD-MB-360S3DR-32	Open Storage, Right, 36"W X 30"D X 32" H with 3 drawers, box/box/file	220	\$8,129
	MCD-MB-360S3DR-39	Open Storage, Right, 36"W X 30"D X 39" H with 3 drawers, box/file/file	240	\$8,404
Kneespace Unit	Model Number	Description	Wgt.	List Price
	MCD-MB-36KS-32	Kneespace Unit, 36"W X 30"D X 32" H	138	\$5,772
	MCD-MB-36KS-39	Kneespace Unit, 36"W X 30"D X 39" H	151	\$5,813
Corner Units				
45 Degree Radius	Model Number	Description	Wgt.	List Price
	MCD-MB-30RC45-29	Radius Corner, 30"W X 30"D X 29" H	74	\$5,571
	MCD-MB-30RC45-32	Radius Corner, 30"W X 30"D X 32" H	77	\$5,571
	MCD-MB-30RC45-39	Radius Corner, 30"W X 30"D X 39" H	84	\$6,108
45 Degree Flat	Model Number	Description	Wgt.	List Price
	MCD-MB-30FC45-29	Flat Corner, 30"W X 30"D X 29"H	74	\$5,736
	MCD-MB-30FC45-32	Flat Corner, 30"W X 30"D X 32"H	77	\$5,736
	MCD-MB-30FC45-39	Flat Corner, 30"W X 30"D X 39"H	84	\$6,290
90 Degree Radius	Model Number	Description	Wgt.	List Price
	MCD-MB-30RC-29	Radius Corner, 30"W X 30"D X 29" H	148	\$6,114
	MCD-MB-30RC-32	Radius Corner, 30"W X 30"D X 32" H	153	\$6,114
	MCD-MB-30RC-39	Radius Corner, 30"W X 30"D X 39" H	168	\$6,316
90 Degree Radius with Shelves	Model Number	Description	Wgt.	List Price
	MCD-MB-30RCS-29	Radius Corner, 30"W X 30"D X 29" H	158	\$7,416
	MCD-MB-30RCS-32	Radius Corner, 30"W X 30"D X 32" H	163	\$7,416
	MCD-MB-30RCS-39	Radius Corner, 30"W X 30"D X 39" H	178	\$7,612
90 Degree Extended Radius	Model Number	Description	Wgt.	List Price
	MCD-MB-30ERC-29	Radius Ext. Corner, 66"W X 34"D X 29" H	276	\$10,725
	MCD-MB-30ERC-32	Radius Ext. Corner, 66"W X 34"D X 32" H	284	\$10,725
	MCD-MB-30ERC-39	Radius Ext. Corner, 66"W X 34"D X 39" H	306	\$10,944


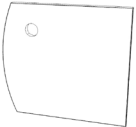
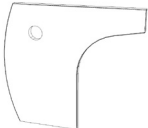
## Circulation Desks

90 Degree Extended Flat	Model Number	Description	Wgt.	List Price
	MCD-MB-30EFC-29	Flat Corner, 66"W X 30"D X 29" H extended unit	226	\$8,531
	MCD-MB-30EFC-32	Flat Corner, 66"W X 30"D X 32" H extended unit	232	\$8,531
	MCD-MB-30EFC-39	Flat Corner, 66"W X 30"D X 39" H extended unit	250	\$8,773
90 Degree Square	Model Number	Description	Wgt.	List Price
	MCD-MB-30SC-29	Square Corner, 30"W X 30"D X 29"H	152	\$4,689
	MCD-MB-30SC-32	Square Corner, 30"W X 30"D X 32"H	155	\$4,689
	MCD-MB-30SC-39	Square Corner, 30"W X 30"D X 39"H	170	\$4,860
Triangle Corner Unit	Model Number	Description	Wgt.	List Price
	MCD-MB-30TC-29	Triangle Corner, 30"W X 30"D X 29" H	88	\$4,689
	MCD-MB-30TC-32	Triangle Corner, 30"W X 30"D X 32" H	91	\$4,689
	MCD-MB-30TC-39	Triangle Corner, 30"W X 30"D X 39" H	98	\$4,875
Triangle Corner Unit with Shelves	Model Number	Description	Wgt.	List Price
	MCD-MB-30TCS-29	Triangle Corner, 30"W X 30"D X 29" H with shelves	87	\$4,327
	MCD-MB-30TCS-32	Triangle Corner, 30"W X 30"D X 32" H with shelves	89	\$4,327
	MCD-MB-30TCS-39	Triangle Corner, 30"W X 30"D X 39" H with shelves	97	\$4,501

\*Note: For Triangle Corner Unit with Shelves, use Bookmark MCD-TCS units.

## Mid and Terminating End Panels

Note: One Terminating End Panel is required for each exposed end of a complete desk assembly. End Panels are available in all standard design lines. Terminating end panels are available to create right or left facing units. Right side and left side is determined from the perspective of the desk user.

Malibu	Model Number	Description	Wgt.	Price
	MCD-MB-29EP-LH	Malibu Finished End Panel, left hand	19	\$969
	MCD-MB-29EP-RH	Malibu Finished End Panel, right hand	19	\$969
	MCD-MB-29IP	Malibu Mid Panel	19	\$969
	MCD-MB-29IP-KS	Malibu Mid Panel, Kneespace	19	\$969

Set Up Charges and Upcharges for Non-Standard and Custom Finishes		
Model Number	Description	List Price
Non-Standard PVC	Upcharge, per color, per order, for non-standard PVC	\$947
Custom Finish	Upcharge for custom stain finish	\$701
Non-Standard Stain	Upcharge for non-standard stains already matched	\$304
Sprayon Finish	Upcharge, per color, per order, for Sprayon finish	\$361