

21-Series – Bookmark Construction

General Specifications - Wood Shelving

End/Intermediate Panels: All end panels are detailed by product line and are described individually in the "End Panels for Steel Shelving" section of this specification book. All intermediate panels are un-detailed 1" hardwood plywood core with premium grade "A" oak veneer on both faces; exposed edges are banded with 1/8" solid red oak with edges and corners radiused 1/8". All panels permit shelf adjustment on 32mm increments. Intermediate panels are machined on both faces. Threaded 5/16-18 metal inserts are embedded into the top and the bottom of the starter panels to facilitate attachment of the cornice top and toe assembly. Intermediate panels are machined for through bolts.

Note: initial units are specified according to product line; adder units for all wood modular shelving product lines are specified as series 21 and use the same un-detailed intermediate panel.

Cornice Top: The cornice top panel is 3/4" thick veneer core with select oak veneer face. The front edge is banded with 1/8" solid red oak. The cornice rail is 1" x 2-1/4" and is inset 1/8" from the front edge. The cornice top is attached with 16 gauge steel 'Z' brackets. Laminate tops are also available. Contact the factory for more details.

Backs: Backs are 1/4" thick MDF. They are standard with all 21-Series (Bookmark & Design Lines) bookcase units.

Toe Assembly: The toe assembly is a 4" high box frame constructed of 1" thick hardwood plywood. The toe assembly is bolted to the end and intermediate panels using 5/16" - 18 machine bolts.

Mobile Toe Assembly: A steel chassis is fit to the inside of the toe assembly. Casters are bolted to the chassis with 1/4" -20 bolts and nylon insert lock nuts and the entire assembly is attached to the end panel with 5/16" -18 machine bolts. The steel chassis provides formed flanges under the toe and end panels for extra support. The casters are 2" diameter, nonlocking. The mobile bookcase sits 1/2" off the floor.

Base Shelf: The base shelf is 3/4" thick engineered wood with select oak veneer face and 1/8" solid red oak front band. It is supported on all four edges by the toe assembly and attached with two screws.

Fixed Shelves: Shelving units 60" and taller use fixed shelves at either end of a run. Mobile units also receive fixed shelves. They are similar to adjustable shelves with standard shelf pins replaced by fixed shelf pins that screw into the standard side panel line holes. Fixed shelves are adjustable.

Adjustable Shelves: The adjustable shelves are 1" veneer core with premium grade "A" oak veneer; exposed edges are banded with 1/8" solid red oak with edges and corners radiused 1/8". They are bored in 4 locations on the underside to accept seismically rated shelf pins.

Magazine Display Shelf: The magazine display shelf is 3/4" thick engineered wood with select oak face. The front edge has a solid oak retaining rail. The magazine display shelf pivots on pins which mount between the end and intermediate panels allowing the user to lift the shelf and utilize the storage space behind. The pins are retained with a metal bracket and screws to prevent accidental removal.

Picture Book Display Shelf: The picture book display shelves are 3/4" thick glued up aspen hardwood with a 1-3/4" solid red oak front nosing. The back is 3/4" thick engineered wood with select oak veneer face and 1/8" solid red oak top band. The shelf and back are slotted approximately every 5" to accept wooden dividers. The back is attached to the base of the shelf using screws. They are bored in 4 locations on the underside to accept seismically rated shelf pins. Includes 3 dividers per shelf.

Options

Optional Hardwood Shelves: Optional hardwood shelves are 3/4" thick glued up aspen hardwood with a 1-3/4" solid red oak front nosing. They are bored in 4 locations on the underside to accept systemic rated shelf pins. Additional wood or steel adjustable shelves are available for any of the modular bookcases. See end of each bookcase product line section for part numbers. *To Specify: Remove "V" from part number (i.e. 21-4212).*

Optional Adjustable Steel Shelves: 18 ga. steel shelves have a 1" deep triple bent edge and a 1" tall bookstop lip in the rear. Rear lip accepts optional sliding book support. Slots in the turned down side flanges allow the shelves to mount on 5mm adjustable shelf pins. Shelf pins have a collar that prevents them from being removed without first removing the shelf. Nominal 10" and 12" deep shelving uses 9" or 11" deep shelves respectively. Shelves are finished with a durable powder coat. Standard powder coat color is black unless otherwise specified.

To Specify: Add "SB" to part number (i.e. SB21-4212).

Optional Continuous Canopy Tops: Optional common tops are 1-1/4" thick three ply construction, with a .050" laminate face, engineered wood core and a phenolic backer sheet. The common top is banded on all exposed sides with 1/8" solid red oak. Top is replaced with Box Frame. *To specify add the suffix "-CT"*

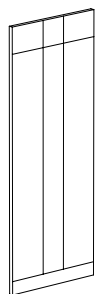
*leveling glides are optional. We pre-drill hole locations in all end and intermediate panels to accept leveling glides as a standard manufacturing procedure. If leveling glides are required, you must order the glides separately.

Please Specify: Product Number / Finish / Back Panel / Enclose Layout

*All pricing shown is for oak veneer.

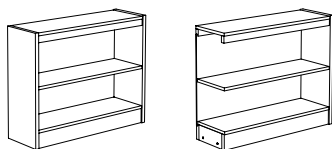
Use of Maple or other species may incur an upcharge.

Prices and specifications subject to change without notice



Single Faced Standard Units

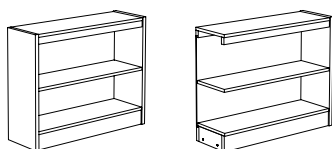
30" High



Model Number	Description	Wgt.	Price
V23-3008	30"H X 37"W X 8"D Initial	38	\$1,035
V21-3008A	30"H X 36"W X 8"D Adder	33	\$774
V23-3010	30"H X 37"W X 10"D Initial	43	\$1,176
V21-3010A	30"H X 36"W X 10"D Adder	37	\$880
V23-3012	30"H X 37"W X 12"D Initial	49	\$1,218
V21-3012A	30"H X 36"W X 12"D Adder	42	\$1,107

30" High single sided shelving has a select wood top and one adjustable shelf. Includes 1/4" matching wood back.

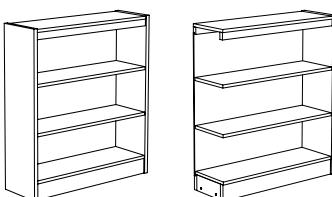
36" High



Model Number	Description	Wgt.	List Price
V23-3608	36"H X 37"W X 8"D Initial	43	\$1,164
V21-3608A	36"H X 36"W X 8"D Adder	37	\$880
V23-3610	36"H X 37"W X 10"D Initial	49	\$1,326
V21-3610A	36"H X 36"W X 10"D Adder	42	\$1,002
V23-3612	36"H X 37"W X 12"D Initial	56	\$1,383
V21-3612A	36"H X 36"W X 12"D Adder	48	\$1,055

36" High single sided shelving has a select wood top and one adjustable shelf. Includes 1/4" matching wood back.

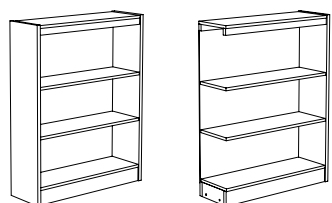
42" High



Model Number	Description	Wgt.	List Price
V23-4208	42"H X 37"W X 8"D Initial	47	\$1,297
V21-4208A	42"H X 36"W X 8"D Adder	41	\$988
V23-4210	42"H X 37"W X 10"D Initial	55	\$1,479
V21-4210A	42"H X 36"W X 10"D Adder	47	\$1,124
V23-4212	42"H X 37"W X 12"D Initial	62	\$1,548
V21-4212A	42"H X 36"W X 12"D Adder	53	\$1,184
V23-4216-SF	42"H X 37"W X 16"D Initial	77	\$1,616
V21-4216A-SF	42"H X 36"W X 16"D Adder	64	\$1,247

42" High single sided shelving has a wood top and two adjustable shelves. Includes 1/4" matching wood back.

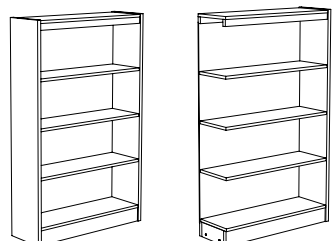
48" High



Model Number	Description	Wgt.	List Price
V23-4808	48"H X 37"W X 8"D Initial	50	\$1,361
V21-4808A	48"H X 36"W X 8"D Adder	43	\$1,033
V23-4810	48"H X 37"W X 10"D Initial	59	\$1,551
V21-4810A	48"H X 36"W X 10"D Adder	49	\$1,180
V23-4812	48"H X 37"W X 12"D Initial	66	\$1,624
V21-4812A	48"H X 36"W X 12"D Adder	56	\$1,247
V23-4816-SF	48"H X 37"W X 16"D Initial	82	\$1,696
V21-4816A-SF	48"H X 36"W X 16"D Adder	67	\$1,313

48" High single sided shelving has a wood top and two adjustable shelves. Includes 1/4" matching wood back.

60" High



Model Number	Description	Wgt.	List Price
V23-6008	60"H X 37"W X 8"D Initial	59	\$1,718
V21-6008A	60"H X 36"W X 8"D Adder	50	\$1,350
V23-6010	60"H X 37"W X 10"D Initial	69	\$1,957
V21-6010A	60"H X 36"W X 10"D Adder	58	\$1,543
V23-6012	60"H X 37"W X 12"D Initial	79	\$2,070
V21-6012A	60"H X 36"W X 12"D Adder	65	\$1,651
V23-6016-SF	60"H X 37"W X 16"D Initial	98	\$2,180
V21-6016A-SF	60"H X 36"W X 16"D Adder	80	\$1,754

60" High single sided shelving has a wood top and three adjustable shelves. Includes 1/4" matching wood back.

*All pricing shown is for oak veneer.
Use of Maple or other species may incur an upcharge.
Prices and specifications subject to change without notice

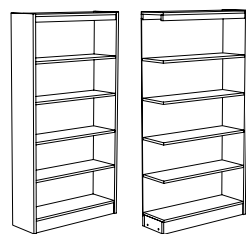
P-METROSHELVING-251124

Shelving



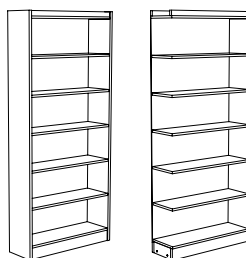
Single Faced Standard Units				
72" High	Model Number	Description	Wgt.	List Price
	V23-7208	72"H X 37"W X 8"D Initial	72	\$2,076
	V21-7208A	72"H X 36"W X 8"D Adder	59	\$1,568
	V23-7210	72"H X 37"W X 10"D Initial	84	\$2,235
	V21-7210A	72"H X 36"W X 10"D Adder	68	\$1,727
	V23-7212	72"H X 37"W X 12"D Initial	98	\$2,360
	V23-7212A	72"H X 37"W X 12"D Adder	78	\$1,675
	V23-7216-SF	72"H X 37"W X 16"D Initial	121	\$2,487
	V21-7216A-SF	72"H X 36"W X 16"D Adder	95	\$1,952

72" High single sided shelving has a wood top and four adjustable shelves. Includes 1/4" matching wood back.



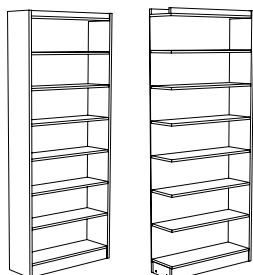
84" High	Model Number	Description	Wgt.	List Price
	V23-8408	84"H X 37"W X 8"D Initial	79	\$2,203
	V21-8408A	84"H X 36"W X 8"D Adder	66	\$1,872
	V23-8410	84"H X 37"W X 10"D Initial	92	\$2,369
	V21-8410A	84"H X 36"W X 10"D Adder	76	\$1,872
	V23-8412	84"H X 37"W X 12"D Initial	106	\$2,510
	V21-8412A	84"H X 36"W X 12"D Adder	87	\$1,995
	V23-8416-SF	84"H X 37"W X 16"D Initial	133	\$2,648
	V21-8416A-SF	84"H X 36"W X 16"D Adder	107	\$2,122

84" High single sided shelving has an inverted wood cornice top and ten adjustable shelves. Includes 1/4" matching wood back.



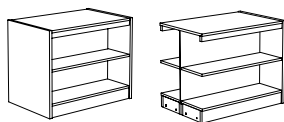
90" High	Model Number	Description	Wgt.	List Price
	V23-9012	90"H X 37"W X 12"D Initial	115	\$2,700
	V21-9012A	90"H X 36"W X 12"D Adder	95	\$2,172

90" High single sided shelving has an inverted wood cornice top and twelve adjustable shelves. Includes 1/4" matching wood back.



Double Faced Standard Units				
30" High	Model Number	Description	Wgt.	List Price
	V23-3020	30"H X 37"W X 20"D Initial	79	\$1,901
	V21-3020A	30"H X 36"W X 20"D Adder	68	\$1,452
	V23-3024	30"H X 37"W X 24"D Initial	90	\$2,001
	V21-3024A	30"H X 36"W X 24"D Adder	76	\$1,538

30" High double sided shelving has a wood top and two adjustable shelves. Includes 1/4" matching wood back.



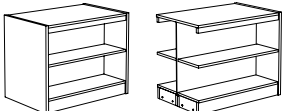
30" High Mobile Units	Model Number	Description	Wgt.	List Price
	V23-3020-MOB	30"H X 37"W X 20"D Mobile	91	\$2,469
	V23-3024-MOB	30"H X 37"W X 24"D Mobile	102	\$2,574

*All pricing shown is for oak veneer.
Use of Maple or other species may incur an upcharge.
Prices and specifications subject to change without notice

P-METROSHELVING-251124

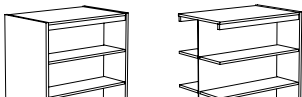


Double Faced Standard Units

36" High	Model Number	Description	Wgt.	List Price
	V23-3620	36"H X 37"W X 20"D Initial	90	\$2,155
	V21-3620A	36"H X 36"W X 20"D Adder	76	\$1,649
	V23-3624	36"H X 37"W X 24"D Initial	103	\$2,272
	V21-3624A	36"H X 36"W X 24"D Adder	86	\$1,758

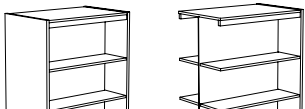
36" High double sided shelving has a wood top and two adjustable shelves. Includes 1/4" matching wood back.

36" High Mobile Units	Model Number	Description	Wgt.	List Price
	V23-3620-MOB	36"H X 37"W X 20"D Mobile	102	\$2,474
	V23-3624-MOB	36"H X 37"W X 24"D Mobile	115	\$2,594

42" High	Model Number	Description	Wgt.	List Price
	V23-4220	42"H X 37"W X 20"D Initial	100	\$2,409
	V21-4220A	42"H X 36"W X 20"D Adder	84	\$1,846
	V23-4224	42"H X 37"W X 24"D Initial	115	\$2,547
	V21-4224A	42"H X 36"W X 24"D Adder	96	\$1,980

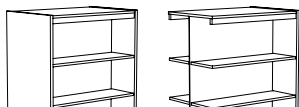
42" High double sided shelving has a wood top and four adjustable shelves. Includes 1/4" matching wood back.

42" High Mobile Units	Model Number	Description	Wgt.	List Price
	V23-4220-MOB	42"H X 37"W X 20"D Mobile	112	\$3,009
	V23-4224-MOB	42"H X 37"W X 24"D Mobile	127	\$3,147

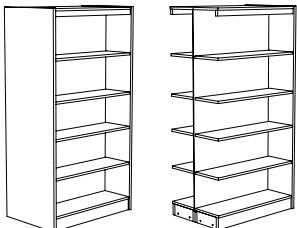
48" High	Model Number	Description	Wgt.	List Price
	V23-4820	48"H X 37"W X 20"D Initial	105	\$2,531
	V21-4820A	48"H X 36"W X 20"D Adder	86	\$1,936
	V23-4824	48"H X 37"W X 24"D Initial	121	\$2,672
	V21-4824A	48"H X 36"W X 24"D Adder	99	\$2,076

48" High double sided shelving has a wood top and four adjustable shelves. Includes 1/4" matching wood back.

48" High Mobile Units	Model Number	Description	Wgt.	List Price
	V23-4820-MOB	48"H X 37"W X 20"D Mobile	117	\$3,164
	V23-4824-MOB	48"H X 37"W X 24"D Mobile	133	\$3,305

60" High	Model Number	Description	Wgt.	List Price
	V23-6020	60"H X 37"W X 20"D Initial	125	\$3,215
	V21-6020A	60"H X 36"W X 20"D Adder	102	\$2,568
	V23-6024	60"H X 37"W X 24"D Initial	144	\$3,428
	V21-6024A	60"H X 36"W X 24"D Adder	117	\$2,760

60" High double sided shelving has a wood top and six adjustable shelves. Includes 1/4" matching wood back.

72" High	Model Number	Description	Wgt.	List Price
	V23-7220	72"H X 37"W X 20"D Initial	151	\$3,780
	V21-7220A	72"H X 36"W X 20"D Adder	119	\$2,918
	V23-7224	72"H X 37"W X 24"D Initial	176	\$4,022
	V21-7224A	72"H X 36"W X 24"D Adder	138	\$3,145

72" High double sided shelving has a wood top and eight adjustable shelves. Includes 1/4" matching wood back.

*All pricing shown is for oak veneer.
Use of Maple or other species may incur an upcharge.
Prices and specifications subject to change without notice

P-METROSHELVING-251124



Double Faced Standard Units

84" High



Model Number	Description	Wgt.	List Price
V23-8420	84"H X 37"W X 20"D Initial	167	\$4,057
V21-8420A	84"H X 36"W X 20"D Adder	135	\$3,208
V23-8424	84"H X 37"W X 24"D Initial	194	\$4,313
V21-8424A	84"H X 36"W X 24"D Adder	156	\$3,457

84" High double sided shelving has an inverted wood cornice top and ten adjustable shelves. Includes 1/4" matching wood back.

90" High

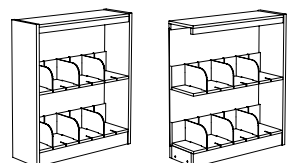


Model Number	Description	Wgt.	List Price
V23-9024	90"H X 37"W X 24"D Initial	212	\$4,595
V21-9024A	90"H X 36"W X 24"D Adder	172	\$3,706

90" High double sided shelving has an inverted wood cornice top and twelve adjustable shelves. Includes 1/4" matching wood back.

Single Faced Picture Book Units

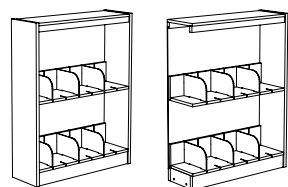
42" High



Model Number	Description	Wgt.	List Price
V23-4212P	42"H X 37"W X 12"D Picture Book Initial	72	\$1,751
V21-4212PA	42"H X 36"W X 12"D Picture Book Adder	63	\$1,408

42" High single sided shelving has a wood top, one adjustable picture book shelf and one base picture book shelf. Includes 1/4" matching wood back.

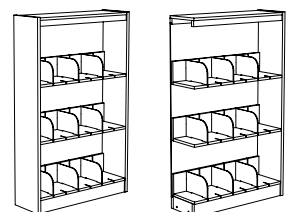
48" High



Model Number	Description	Wgt.	List Price
V23-4812P	48"H X 37"W X 12"D Picture Book Initial	75	\$1,832
V21-4812PA	48"H X 36"W X 12"D Picture Book Adder	64	\$1,471

48" High single sided shelving has a wood top, one adjustable picture book shelf and one base picture book shelf. Includes 1/4" matching wood back.

60" High

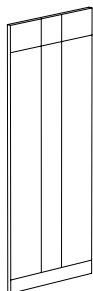


Model Number	Description	Wgt.	List Price
V23-6012P	60"H X 37"W X 12"D Picture Book Initial	94	\$2,373
V21-6012PA	60"H X 36"W X 12"D Picture Book Adder	80	\$1,982

60" High single sided shelving has a wood top, two adjustable picture book shelves and one base picture book shelf. Includes 1/4" matching wood back.

*All pricing shown is for oak veneer.
Use of Maple or other species may incur an upcharge.
Prices and specifications subject to change without notice

P-METROSHELVING-251124



Double Faced Picture Book Units

42" High	Model Number	Description	Wgt.	List Price
	V23-4224P	42"H X 37"W X 24"D Picture Book Initial	134	\$2,807
	V21-4224PA	42"H X 36"W X 24"D Picture Book Adder	115	\$2,416

42" High double sided shelving has a wood top, two adjustable picture book shelf and one base picture book shelf per side. Includes 1/4" matching wood back.

42" High Mobile Unit	Model Number	Description	Wgt.	List Price
	V23-4224P-MOB	42"H X 37"W X 24"D Picture Book Mobile	146	\$3,460

48" High	Model Number	Description	Wgt.	List Price
	V23-4824P	48"H X 37"W X 24"D Picture Book Initial	140	\$3,088
	V21-4824PA	48"H X 36"W X 24"D Picture Book Adder	118	\$2,518

48" High double sided shelving has a wood top, two adjustable picture book shelf and one base picture book shelf. Includes 1/4" matching wood back.

48" High Mobile Unit	Model Number	Description	Wgt.	List Price
	V23-4824P-MOB	48"H X 37"W X 24"D Picture Book Mobile	152	\$3,718

60" High	Model Number	Description	Wgt.	List Price
	V23-6024P	60"H X 37"W X 24"D Picture Book Initial	174	\$3,759
	V21-6024PA	60"H X 36"W X 24"D Picture Book Adder	147	\$3,417

60" High double sided shelving has a wood top, four adjustable picture book shelves and one base picture book shelf. Includes 1/4" matching wood back.

Options	How to Indicate
Steel Shelving	Add "SB" to part number (SB21-3012) for standard steel shelves, "S" (S21-3012) for flat steel shelves
Continuous Canopy Top	Contact factory for ordering information
Laminate Tops	Specify at time of order
Custom Width	Add to part number (21-4208-35 for 35" wide)

*All pricing shown is for oak veneer.
Use of Maple or other species may incur an upcharge.
Prices and specifications subject to change without notice

Standard Individual Adjustable Shelves			
Wood Bookcase			
Model Number	Description	Wgt.	List Price
V21-08SH-S	8"D X 34-15/16"W Veneer Core Wood Bookcase Shelf	6	\$133
V21-10SH-S	10"D X 34-15/16"W Veneer Core Wood Bookcase Shelf	7	\$143
V21-12SH-S	12"D X 34-15/16"W Veneer Core Wood Bookcase Shelf	8	\$151
V21-16SH-S	16"D X 34-15/16"W Veneer Core Wood Bookcase Shelf	11	\$167
Steel Bookcase			
Model Number	Description	Wgt.	List Price
SB321-08SH	8"D X 34-15/16"W Flat Steel Bookcase Shelf	7	\$149
SB321-10SH	10"D X 34-15/16"W Flat Steel Bookcase Shelf	9	\$149
SB321-12SH	12"D X 34-15/16"W Flat Steel Bookcase Shelf	10	\$163
Magazine Display			
Model Number	Description	Wgt.	List Price
S21-12SH-MAG	Standard Steel Pivoting Magazine Shelf	11	\$222
Picture Book			
Model Number	Description	Wgt.	List Price
V21-12SH-PB	Standard Wood Picture Book Shelf	15	\$290
S321-12SH-PB	Standard Steel Picture Book Shelf	16	\$324
V11-12SH-PB-DIV	Standard Wood Picture Book Divider	0.5	\$29
S321-12SH-PB-DIV	Standard Steel Picture Book Divider	0.5	\$29
Browser Bins			
Model Number	Description	Wgt.	List Price
S321-12SH-BB	12" 31, 21, 11 Series Steel Browser Bins shelf		\$317
Sliding Book Support			
Model Number	Description	Wgt.	List Price
21-BS10	10"L x 4:H Sliding Book Support for standard steel shelves	0.5	\$41

Set Up Charges and Upcharges for Non-Standard and Custom Finishes		
Model Number	Description	List Price
Group 2 Powder Coat	Set up charge, per color, per order, for Group 2 Powder Coat	\$361
Non-Standard PVC	Upcharge, per color, per order, for non-standard PVC	\$947
Custom Finish	Upcharge for custom stain finish	\$701
Non-Standard Stain	Upcharge for non-standard stains already matched	\$304
Sprayon Finish	Upcharge, per color, per order, for Sprayon finish	\$361

*All pricing shown is for oak veneer.
 Use of Maple or other species may incur an upcharge.
 Prices and specifications subject to change without notice

P-METROSHELVING-251124