

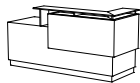
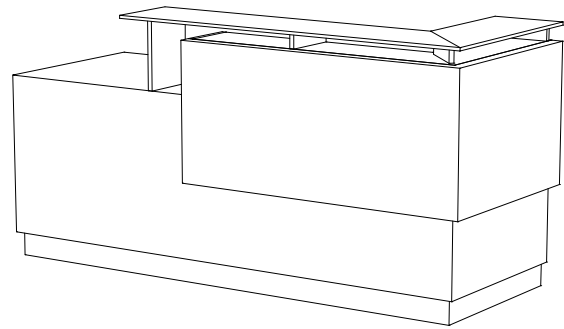
## General Specifications

### Main Desk Base/Toe:

The main desk unit is comprised of two (2) end panels of 1-1/8" particle board core with high-pressure laminate on one surface and .030" phenolic backer on the other, each with a 3/4" thick particle board core overlay panel with .050" high-pressure laminate. The end panels are fastened to an 11/16" particle board front face panel with .050" high-pressure laminate. The unit sits on a 4" high toe of 11/16" particle board core with high-pressure laminate faces. All edges are self edged. The worksurface is 3/4" thick particle board core with .050" high-pressure laminate surface. The 4" deep bottom shelf is 11/16" particle board core with .050" high-pressure laminate face and .030" phenolic backer. The bottom shelf is self edged.

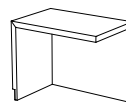
### Transaction Top and Support Assembly:

Transaction Top worksurface is 11/16" particleboard core with .050" high-pressure laminate faces and 3mm PVC banding. Transaction top supports are 1-1/8" particleboard core with .050" high-pressure laminate faces and are self edged. Transaction top support assembly is 1-1/8" particleboard core with .050" high-pressure laminate and self edged. (Transaction top is typically not included in construction of returns).



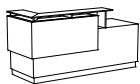
Main Unit Left

| Laminate - Main Desk Unit - Left |                        |     |            |  |
|----------------------------------|------------------------|-----|------------|--|
| Model Number                     | Description            | Wgt | List Price |  |
| MLDL-C3084L-30                   | 30" x 84" x 30"H/42"H  | 420 | \$15,247   |  |
| MLDL-C3096L-30                   | 30" x 96" x 30"H/42"H  | 466 | \$15,247   |  |
| MLDL-C30120L-30                  | 30" x 120" x 30"H/42"H | 560 | \$18,199   |  |



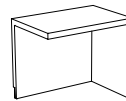
Return Unit Left

| Laminate -Desk Return Unit - Left |                  |     |            |  |
|-----------------------------------|------------------|-----|------------|--|
| Model Number                      | Description      | Wgt | List Price |  |
| MLRL-C3036L-30                    | 30" x 36" x 30"H | 148 | \$2,987    |  |
| MLRL-C3042L-30                    | 30" x 42" x 30"H | 166 | \$3,446    |  |
| MLRL-C3048L-30                    | 30" x 48" x 30"H | 184 | \$3,446    |  |



Main Unit Right

| Laminate -Main Desk Unit - Right |                        |     |            |  |
|----------------------------------|------------------------|-----|------------|--|
| Model Number                     | Description            | Wgt | List Price |  |
| MLDR-C3084L-30                   | 30" x 84" x 30"H/42"H  | 420 | \$15,247   |  |
| MLDR-C3096L-30                   | 30" x 96" x 30"H/42"H  | 466 | \$15,247   |  |
| MLDR-C30120L-30                  | 30" x 120" x 30"H/42"H | 560 | \$18,199   |  |



Return Unit Right

| Laminate -Desk Return Unit - Right |                  |     |            |
|------------------------------------|------------------|-----|------------|
| Model Number                       | Description      | Wgt | List Price |
| 3mm PVC Edges                      |                  |     |            |
| MLRR-C3036L-30                     | 30" x 36" x 30"H | 148 | \$2,987    |
| MLRR-C3042L-30                     | 30" x 42" x 30"H | 166 | \$3,446    |
| MLRR-C3048L-30                     | 30" x 48" x 30"H | 184 | \$3,446    |

| Set Up Charges and Upcharges for Non-Standard and Custom Finishes |  |            |
|---|--|------------|
| Model Number  | Description  | List Price |
| Non-Standard PVC  | Upcharge, per color, per order, for non-standard PVC | \$947      |

**Required to order:** Model # including options if applicable

- HPL selection
- PVC selection

Designations **Right** and **Left** are determined from the perspective of the **desk user**.